



WINTHROP

BASKETBALL

2017-18 Eagle Basketball Game Notes



Twitter: @WUEagles/@Winthrop_MBB

Hashtags: #WINTHROP #ROCKtheHILL #WinthropMBB

Website: www.winthroeagles.com

2017-18 Record: 13-15, 8-9 Big South
2016-17 Final Record: 12-19, 7-11 (T-7th)
Head Coach: Barclay Radebaugh (13th year)
Charleston Southern/Career Record: 173-221 / 194-229
Big South Record: 95-124



GAME 29

2017-18 Record: 18-10, 12-5 Big South
2016-17 Final Record: 26-7, 15-3 Big South
Head Coach: Pat Kelsey (6th season)
Winthrop/Career Record: 120-69/same
Big South Record: 68-35



2017-18 Schedule/Results 18-10, 12-5 BSC

NOVEMBER (4-3)

10	Southern Illinois	L, 81-66
14	at Colorado State (MWN)	L, 80-76
18	Central Penn (Homecoming)	W, 106-65
21	Mars Hill	W, 104-49
24	at Auburn (SECN)	L, 119-85
26	South Carolina State	W, 86-61
29	at Furman (ESPN3)	W, 93-74

DECEMBER (3-2)

2	Reinhardt	W, 107-76
5	at Georgia (SECN)	L, 87-82
16	at Alabama State	W, 88-80
19	at VCU	L, 69-55
30 *	High Point	W, 76-60

JANUARY (6-3)

3	* at Radford	L, 85-79
6	* at Campbell	L, 88-77
9	* Liberty (ESPN3)	L, 73-70
12	* at Charleston Southern	W, 64-53
15	* Gardner-Webb (Stadium)	W, 90-67
18	* UNC Asheville (ESPNU)	W, 85-58
21	* at Presbyterian College	W, 81-68
24	* at Longwood	W, 95-78
27	* Campbell	W, 75-64

FEBRUARY (5-2)

1	* at Liberty (LFSN/ESPN3)	L, 77-61
3	* Radford	W, 75-57
7	* Presbyterian College (ESPN3)	W, 63-49
10	* at High Point (Stadium)	W, 82-70
15	* at Gardner-Webb	W, 90-71
18	* Longwood	W, 79-64
22	* at UNC Asheville (ESPNU)	L, 89-75
24	* Charleston Southern	2 p.m.

MARCH (0-0)

1	# Big South Quarterfinals
2	# Big South Semifinals
4	# Big South Championship

* Big South Conference Game
All Games (EST)

HOW THEY MATCHUP

WINTHROP		CHARLESTON SOUTHERN
80.9	Scoring	72.1
.481	FG%	.447
9.6	3FG%	.327
.381	3FGM PG	6.8
.722	FT%	.714
36.5	Rebounding	34.8
15.0	Assists	12.1
7.0	Steals	7.3
4.6	Blocks	3.6
13.7	Turnovers PG	13.5
71.9	Scoring Defense	69.1
.418	FG% Defense	.433
.332	3FG% Defense	.395
+1.8	Rebound Margin	+2.0
+0.3	Turnover Margin	+2.3
L1	W/L Streak	W1

GAME INFORMATION

Game 29: Charleston Southern at Winthrop
Saturday, Feb. 24, 2018, 2:00 p.m. (EST)
Rock Hill, SC | (Winthrop Coliseum / 6,100)

Radio: Winthrop Sports Network

Station: 94.3 FM/104.1 The Bridge

Play-by-Play: Dave Friedman

Analyst: Ron Mikels

Television: Big South Network

Play-by-Play: Mike Pacheco

Analyst: Bobby Stevens

THE MATCHUP

- It's been 43 days since the Eagles and Buccaneers last squared off inside the Buc Dome
- This will be the 70th meeting all-time and 62nd regular season matchup
- Winthrop leads the all-time series 44-25 overall and 37-24 in regular season meetings
- Eagles have won five of the last six games and the Bucs have won four of the last five heading into the game
- Winthrop has won 16 straight against the Bucs at the Winthrop Coliseum (13 straight regular season meetings)
- The first meeting saw the Eagles build a 32-21 lead at the half and hold off the Bucs in the second half for a 65-53 win

PROBABLE STARTERS



13 BROMAN
Jr. ▶ Guard

MIN. 30.3
PPG 10.7
RPG 2.1
APG 3.2
FG% 46.9
3FG% 43.9



14 PICKETT
Jr. ▶ Guard

MIN. 19.7
PPG 8.6
RPG 2.7
APG 1.8
FG% 55.4
3FG% 38.3



10 BROMAN
Gr. ▶ Guard

MIN. 31.0
PPG 12.8
RPG 2.6
APG 1.9
FG% 43.7
3FG% 38.6



12 COOKS
Sr. ▶ Forward

MIN. 29.7
PPG 17.9
RPG 8.7
APG 3.6
FG% 51.1
3FG% 32.8



25 FERGUSON
So. ▶ Forward

MIN. 25.9
PPG 10.2
RPG 7.3
BPG 1.2
FG% 60.8
FT% 77.8

2017-18 Winthrop Basketball Roster

NUMERICAL ROSTER

NO.	NAME	YR.	POS.	HT.	WT.	HOMETOWN/PREVIOUS SCHOOL
0	Nych Smith	Jr.	G	5-10	180	Memphis, TN/Florida Southwestern St.
1	Deondre Schumacher	Fr.	G	6-0	175	Norman, IL/University H.S.
2	Tom Pupavac	Fr.	C	6-10	220	Geelong, Australia/Belmont H.S.
3	Kellen Blake	Sr.	G	6-2	165	Arlington, VA/Washington Lee H.S.
4	Mitch Hill	Sr.	SF	6-4	200	Cincinnati, OH/Sycamore H.S.
10	Anders Broman	Gr.	G	6-2	190	Duluth, MN/South Dakota State
11	Charles Falden	Fr.	G	6-3	170	Richmond, VA/Massanutten Military Academy
12	Xavier Cooks	Sr.	G/F	6-8	185	Wollongong, Australia/Australian Institute of Sport Centre of Excellence
13	Bjorn Broman	Jr.	G	6-0	177	Duluth, MN/Lakeview Christian Academy
14	Adam Pickett	Jr.	G	6-1	195	Staunton, VA/Stuart Hall
15	Jermaine Ukaegbu	Jr.	F	6-6	200	Silver Springs, MD/Indian Hills C.C.
21	Kyle Zunic	Fr.	F	6-2	177	Wollongong, Australia/Lake Ginninderra
22	Austin Awad	Jr.	F	6-6	200	Melbourne, FL/Eastern Florida State College
25	Josh Ferguson	So.	F	6-8	200	Miami, FL/Naval Academy Prep School)
30	Raivis Scerbinskis	R-Fr.	F	6-8	215	Riga, Latvia/ Riga Secondary School No. 64
32	Freddy Poole	Sr.	PF	6-7	240	Columbia, SC/Dutch Fork H.S.
33	Matt Erps	Sr.	G	5-11	180	Spartanburg, SC/Spartanburg H.S.

COACHING STAFF

Head Coach—Pat Kelsey (Xavier, '98)

Associate Head Coach—Mark Prosser (Marist, '02)

Assistant Coach—Brian Kloman (Tennessee, '02)

Assistant Coach—Mike Howland (DePauw, '02)

Director of Basketball Operations—Mitchell Hill (Tennessee Tech, '14)

Video Coordinator: John Staley (University of Findlay, '16)

Graduate Assistant: Andre Smith (Winthrop, '15)

PRONUNCIATION GUIDE

0 Nych Smith	NICK
1 Keondre Schumacher	KEY-ON-DRE SHOE-MOCKER
2 Tom Pupavac	PAPA-VECH
10 Anders Broman	ON-DURS BRO-MEN
13 Bjorn Broman	BEE-YORN BRO-MEN
15 Jermaine Ukaegbu	YOU-KAY-BOO
21 Kyle Zunic	ZOO-NICK
22 Austin Awad	A-WAD
30 Raivis Scerbinskis	RAVES SHUR-BEEN-SKISS

RADIO / TV PLAYER PHOTO CHART



Nych Smith
G, 5-10, Jr.
Memphis, TN



Keondre Schumacher
G, 6-0, Fr.
Norman, IL



Tom Pupavac
C, 6-10, Fr.
Geelong, Australia



Kellen Blake
G, 6-2, Sr.
Arlington, VA



Mitch Hill
G/F, 6-4, Sr.
Cincinnati, OH



Anders Broman
G, 6-2, Gr.
Duluth, MN



Charles Falden
G, 6-3, Fr.
Richmond, VA



Xavier Cooks
G/F, 6-8, Sr.
Wollongong, Australia



Bjorn Broman
G, 6-0, Jr.
Duluth, MN



Adam Pickett
G, 6-1, Jr.
Staunton, VA



Jermaine Ukaegbu
F, 6-6, Jr.
Silver Springs, MD



Kyle Zunic
G, 6-2, Fr.
Wollongong, Australia



Austin Awad
F, 6-6, Jr.
Melbourne, FL



Josh Ferguson
F, 6-8, So.
Miami, FL



Raivis Scerbinskis
F, 6-8, R-Fr.
Riga, Latvia



Freddy Poole
F, 6-7, Sr.
Columbia, SC



Matt Erps
G, 5-11, Sr.
Spartanburg, SC



EAGLE EYE VIEW OF THE TEAM

WINTHROP VS. CHARLESTON SOUTHERN

- Winthrop and Charleston Southern meet for the second time this season and the 70th overall
- The Eagles won the first meeting 64-53 behind a strong first half in which they overcame an early 10-point deficit to lead by 11 at the half
- Winthrop leads the all-time series 44-25 overall and 37-24 in regular season meetings
- Eagles have won 17 straight over the Bucs at the Winthrop Coliseum (14 straight in regular season)
- The team that has led at the half has won the last 17 meetings and 24-of-25
- In 69 meetings all-time the Eagles have scored 4,904 points (71.1 ppg) while the Bucs have scored 4,553 (65.9 ppg)

AT HOME IN THE BIG SOUTH

- Have won the last six home games by a total of 108 points (18.0 avg.)
- In eight league home games the Eagles are averaging 76.6 points while holding opponents to 61.5
- Winthrop is shooting 49 percent from the floor (37 percent behind arc) while holding opponents to 38 percent shooting
- Have won 33 of the last 39 home games (21 of last 25), including Big South Tournament games
- Eagles 7-1 this year at home in league games, looking for seventh straight home win
- The loss to Liberty on Jan. 9 ended a win streak at home against Big South opponents at eight straight
- Averaging 78.9 ppg over the last 20 home games in league play (17-3 in that stretch) while holding opponents to 66.7 ppg

BIG SOUTH NOTES

- Eagles are 12-5 in league play for 3rd time in program history (8th season winning 12 or more league games)
- Eagles began league play 1-3 before winning six straight (all by double-figures)
- It was the 8th time the Eagles began a season 1-3, but just the third time an Eagle team bounced back to win three straight (1985-86 and 2009-10)
- Winthrop is in position to finish 1st or 2nd in the league regular season standings for a 4th straight season
- The win against High Point gives the Eagles 10 wins in conference play for a 5th straight season
- Have won five of last six games and 11-of-13
- Have 10 losses in a season for first time since 2014-15
- Eagles have won their final game of the year in five straight seasons
- Looking for a fourth regular season sweep with a win tonight
- Winthrop was swept in a regular season series by Liberty for the first time since the 2003-04 season
- It was the first time the Eagles swept by any league opponent since Radford and High Point in 2014-15
- Have five players averaging in double-figures during league play (all 11.4 or higher--Cooks/B. Broman/A. Broman/Pickett/Ferguson)
- No team in program history has ended a season with five players averaging double-figures in Big South action (3 teams with four, most recent 2010-11)
- In 12 league wins the Eagles are shooting 50 percent while averaging 79.6 ppg
- In those 12 wins they're allowing just 63.2 ppg and opponents are shooting 39 percent (28 percent behind the arc)
- In five league losses the Eagles are shooting 45 percent while averaging 72.4 ppg
- In those five losses they're allowing 82.4 ppg and opponents are shooting 49 percent (45 percent from three)
- In conference wins the Eagles have a +8.9 advantage on the boards while they are -8.8 in the four losses
- 15 of the last 16 league wins have been by double-digits
- In the last 50 regular season league games, the Eagles are 37-13
- Pat Kelsey has 68 league wins and 47 of those have been by double-figures (69%)
- Kelsey surpassed Randy Peele (65) for the second most victories in Big South games in program history (68)
- In 17 league games, the Eagles are averaging 41.9 points while shooting 52 percent from the floor, 41 percent from three in the second half of games (+5.8 scoring margin in the second half)
- Winthrop trailed on the road Radford by as many as 24 points in the 1st half, which was the first time the Eagles trailed by 20 or more vs. a league opponent since Feb. 2, 2016 at Liberty as the Eagles trailed by 20 and lost 88-77 (have not trailed by 20 twice this season vs. Big South opponents)
- It tied the largest deficit during a game the Eagles have faced during the Pat Kelsey era (trailed by 24 at Coastal on 1-2-16 in 82-63 loss)
- After 1-3 start the Eagles were two games under .500 in league play for first time since Pat Kelsey's first season when the team was 6-10
- Lost three straight conference games for first time since the 2015-16 season after the team started 2-0 and then fell to Campbell/Coastal Carolina/UNC Asheville
- Bench contributed 20 points against Gardner-Webb and 17 points at Charleston Southern after totaling just 28 in first four games (7.0 ppg)
- Since 2012-13 when Kelsey took over at Winthrop, the Eagles have the most overall wins than any other member of the Big South with 120 in that span and that is tied for 2nd most league wins at 68 with High Point (UNC Asheville is 1st with 70)
- Eagles had 15 league wins in 2016-17, which tied the program record for league wins with the 2004-05 team
- In 2016-17, Eagles led the league in scoring at 79.7 ppg, scoring margin (+9.5), field goal percentage defense (.405), three-point field goal percentage defense (.310), blocked shots (168), blocks per game (5.3), defensive rebounds (27.6) and three-point field goals per game (9.5)
- Eagles averaged 10.0 three-point field goals per game in 18 league games (Best 3pt FGM per game in program history for league games only)
- Pat Kelsey is only second behind Gregg Marshall in the history of the program for average number of wins in Big South play
- Gregg Marshall averaged 11.6 Big South wins during his seven seasons while Pat Kelsey is averaging 11.2 in his first five seasons)
- Pat Kelsey became the first coach in Big South history to reach 100 wins in their first five seasons
- Eagles looking to become first back-to-back Big South Champions since Coastal Carolina did it in 2014/2015
- In order to have the opportunity, Winthrop must reach a Big South record fifth consecutive Big South Title Game

TEAM NEWS

- Under Pat Kelsey the Eagles are 32-15 in the month of February (18-1 at home)
- The home win over Presbyterian College gave the Eagles 10 on the year (10-2)
- It's the 6th straight season with 10 or more home wins, which ties a program record (2002-03 to 2007-08)
- Winthrop has won 17 straight home games in the month of February

EAGLE EYE VIEW OF THE TEAM

- In the last five seasons the Eagles are 29-10 in the month of February (Have won 12 of the last 15 in Feb.)
- This season the Eagles are 10-1 in games played on Saturday/Sunday (8-9 any other day of the week)
- Have shot 50 percent or better from the field in five of the last 10 games and six of the last 12
- Had their first 0-3 start in January since the 2012-13 season when the Eagles started the new year 0-4
- Eagles are 12-2 against teams from the Carolinas so far this season (lost to Asheville/Campbell) and 3-4 against teams from the state of Virginia
- Finished non-conference action with a 6-5 mark, which is the 3rd straight season with a winning record and the 6th straight with at least a .500 record
- Hit 10 or more threes in four of the first five games of the season, two times over the following seven games and now six in the last 15 games
- Eagles have held double-figure leads in 28 of the last 39 games and 33-of-45
- Anders Broman and Bjorn Broman became the 9th brother combination in the history of the Big South and currently rank 5th all-time in total points combined (1,292)
- When both score in double-figures in a game this season the Eagles are 9-1
- Anders Broman joined his brother Bjorn with 100 or more threes made wearing a Winthrop uniform (Anders has 128 now and 147 in his career while Bjorn has 157)
- The Eagles are 16-4 in their last 20 games leading at the half (47-7 since the start of the 2015-16 season/62-11 since the 2014-15 season)
- In the last 78 victories, the Eagles have won by double-figures in 54 of them (69%)
- Over the last 6 seasons Winthrop is 78-30 when attempting 20 or more free throws, 20-3 when attempting 30 or more and 4-0 when attempting 40 or more
- During that same time span, Winthrop is 38-39 when it has less than 20 free throw attempts
- In the last 6 seasons Winthrop is 29-5 when making 10 or more threes and attempting 20 or more free throws in same game
- Last 9 seasons, the Eagles are 28-64 when trailing at the half during regular season games and 20-53 against Big South opponents (regular/postseason combined)
- After breaking the program record for three-pointers made and made per game in 2016-17, the Eagles are looking to better that mark averaging 9.6 through 28 games
- No Eagle team has ever averaged 10 or more threes per game in a season (2016-17 set the record with 9.5 per game, 313 total)
- Streak of scoring 80 or more points came to an end at VCU as the Eagles set a school record with 80 or more in eight straight games
- Entered the game at VCU with an opportunity to set a school record for scoring average in non-conference action (89.3 ppg), but ended with 86.2 ppg, which ranks 2nd all-time behind the 1992-93 squad that averaged 87.3 (10 games)
- Eagles defeated Furman by 19 points, which is the highest margin of victory in a non-conference road win under Kelsey
- In fact, it's the largest margin of victory in a non-conference road game since the Eagles beat Georgia 80-60 (+20), Dec. 9, 2003
- The 20-point win at Georgia stands as the program's record for margin of victory over a non-conference D1 opponent on the road
- Winthrop allowed a school-record 119 points in the loss at Auburn (Previous record was 113 set Nov. 18, 1978 vs. Gardner-Webb and Jan. 2, 1994 at #14 Connecticut)
- The Eagles hit 13 threes in the loss while Auburn knocked down 14, which was the first time the Eagles lost a game under Kelsey when both teams hit 10 or more threes in a game
- The Eagles set a school record for three-pointers in a single-game against Central Penn with 19 (9 different players hit at least one three)
- Winthrop put up 59 points in the first half against Central Penn, the 2nd most under Kelsey in the first half (60 vs. Hampton 11/14/15)
- The Eagles knocked down 15 threes in the loss at Colorado State, which were the most threes in a loss since hitting 14 in the double-overtime loss at UNC Asheville on Feb. 9, 2017
- It tied the program record for most threes made in a loss (15 at #12 Wisconsin on Dec. 4, 2006 in an 82-79 overtime loss)
- Winthrop finished tied with three other schools (Monmouth, UT-Arlington and Furman) for first in the nation for road wins with 12 in 2016-17
- The Eagles traveled an estimated 5,850 miles during their non-conference slate
- Eagles were 26-7 last season and had 26 wins for the 3rd time in program history (back-to-back seasons with 23 wins or more for 3rd time in program history)
- It was the 3rd 20-win season under Pat Kelsey
- The 2016-17 team set a school record for three-point field goals (313) and three-point field goals per game (9.5) as it was the first Eagle team to hit 300 or more in a single-season

TEAM STREAKS

- Is 54-8 in last 62 games at home and 34-of-40 against Big South opponents
- Have won 20 of the last 31 road games
- Have hit at least one three-point basket in 193 consecutive games, 189 straight during Kelsey era
- Hit seven or more threes in 14 straight road conference games before making just five in the loss at Asheville on Feb. 22 (hit 10 or more in nine of those games)

Comporium Player of the Game

Southern Illinois - Jermaine Ukaegbu
 at Colorado State - Austin Awad
 Central Penn - Kyle Zunic
 Mars Hill - Xavier Cooks
 at Auburn - Jermaine Ukaegbu
 South Carolina State - Josh Ferguson
 at Furman - Xavier Cooks
 Reinhardt College - Anders Broman
 at Georgia - Xavier Cooks
 at Alabama State - Bjorn Broman
 at VCU - Xavier Cooks
 High Point - Adam Pickett
 at Radford - Bjorn Broman
 at Campbell - Xavier Cooks
 Liberty - Adam Pickett
 at Charleston Southern - Xavier Cooks
 Gardner-Webb - Xavier Cooks
 UNC Asheville - Xavier Cooks
 at Presbyterian College - Xavier Cooks
 at Longwood - Xavier Cooks
 Campbell - Bjorn Broman
 at Liberty - Xavier Cooks
 Radford - Xavier Cooks
 Presbyterian College - Adam Pickett
 at High Point - Josh Ferguson
 at Gardner-Webb - Xavier Cooks
 Longwood - Josh Ferguson
 at UNC Asheville - Anders Broman
 Charleston Southern -

Jersey Mike's Sub of the Game

Southern Illinois - Charles Falden
 at Colorado State - Nych Smith
 Central Penn - Charles Falden
 Mars Hill - Nych Smith
 at Auburn - Mitch Hill
 South Carolina State - Austin Awad
 at Furman - Nych Smith
 Reinhardt College - Austin Awad
 at Georgia - Nych Smith
 at Alabama State - Jermaine Ukaegbu
 at VCU - Jermaine Ukaegbu
 High Point - Nych Smith
 at Radford - Austin Awad
 at Campbell - Kyle Zunic
 Liberty - Kyle Zunic
 at Charleston Southern - Austin Awad
 Gardner-Webb - Charles Falden
 UNC Asheville - Kyle Zunic
 at Presbyterian College - Austin Awad
 at Longwood - Kyle Zunic
 Campbell - Charles Falden
 at Liberty - Adam Pickett
 Radford - Charles Falden
 Presbyterian College - Charles Falden
 at High Point - Charles Falden
 at Gardner-Webb - Charles Falden
 Longwood - Austin Awad
 at UNC Asheville - Kyle Zunic
 Charleston Southern -

EAGLE EYE VIEW OF THE TEAM

- Made 10 or more threes in four straight games (record for consecutive games with 10 or more threes is five set in 2016-17) as the streak came to an end with 9 made against South Carolina St.
- Ended streak of 32 straight games with at least five threes on Nov. 10, 2017 vs. Southern Illinois
- Have attempted 15 or more threes in 74 straight games
- Streak of five or more steals ended at 10 straight (Streak of 4 or more ended at 28 straight vs. UNC Asheville 1/18/18)
- Have at least one block in 140 straight games (11 straight with 3 or more, six straight of 4 or more)
- The loss at Georgia ended a streak of games scoring 85 or more points at a school record six games in a row
- Have shot 70% or better from the free throw line as a team in four straight seasons (currently .722)

KELSEY TENURE

- Coached in 100th game in the win at USC Upstate and 125th game in win at Campbell on Feb. 27, 2016 and 150th on Feb. 1, 2017 in win at Radford
- In 189 games Kelsey's team has averaged 75.0 points per game while allowing 69.6 ppg
- In 189 games under Kelsey the Eagles have held a double-figure lead in 108 games (57%)
- In six seasons with the Eagles, team has non-conference wins over notable opponents such at Illinois, at Auburn, at Manhattan, Ohio, Furman, East Tennessee State, at St. Louis and Clemson
- All-time under Kelsey the team is 47-6 when shooting 50 percent or better in a game
- Team has a road record of 39-50 overall, 12-25 in non-conference, and 27-25 in conference play (11-5 in last 16)
- Team is 96-25 when scoring 70 or more points and 63-11 when scoring 80 or more points
- The Eagles are 10-6 under Kelsey in one-point games and 19-13 in games decided by three points or less
- Eagles are 6-0 under Kelsey at the Big South Tournament in games decided by five points or less
- When leading at the half during the Kelsey Era, Winthrop is 90-16 (85%)
- When leading at the half by double-figures, Winthrop is 41-3 since 2012-13 (Last loss at UNCA on Jan. 6, 2016 leading 55-37)
- When trailing at the half, Winthrop is 23-50 under Kelsey and 1-19 when trailing by 10 or more points
- Winthrop is 7-3 under Kelsey when tied at the half
- Eagles are 25-11 when leading at the half on the road
- Hold a mark of 16-9 in games they lead by 5 or less at the half and 19-15 in games they trail by 5 points or less at the half
- Eagles are 50-13 when connecting on 10 or more threes in a game (44-8 over the last 52 times doing so)
- When the Eagles hit 10 or more threes in a game, they are 39-14 in the next contest under Kelsey
- Eagles are 12-16 when allowing an opponent to hit 10 or more threes
- In games the Eagles and their opponents each hit 10 or more threes Winthrop is 9-2 under Kelsey
- The Eagles are 29-35 when allowing opponent to score 40 or more in the second half
- The Eagles are 82-33 when shooting 35 percent or higher from three and 35-34 when shooting 34 percent or lower
- Eagles are 93-42 in games they have five or more steals (9-8 in Kelsey's 1st season), 58-21 in games they have 7 or more steals (3-5 in Kelsey's 1st season) and 17-4 in games with 10 or more steals
- Under Kelsey the Eagles are 12-1 in games they score 50 or more points in the first half and 18-2 when scoring 50 or more in the second half
- When scoring between 80-89 points the Eagles are 44-19 the next game (33-9 the last since 2015-16)
- When playing a home game after a loss on the road, the Eagles are 27-6 under Kelsey
- Of the 120 wins under Kelsey, 64% of them have been by 10 or more points
- Kelsey led teams now occupy five of the top six all-time single-season records for three-pointers made (Current season ranked 7th and on pace to finish with second most in program history)

SCORELESS RUNS BY WINTHROP (7-0 or better)

Opponent	7-0	8-0	9-0	10-0	11-0	12-0	13-0	14-0	15-0	16-0	17-0	18-0
Southern Illinois	1	-	-	-	-	-	-	-	-	-	-	-
at Colorado State	-	2	-	-	-	-	-	-	-	-	-	-
Central Penn	1	1	-	1	-	-	1	1	-	-	-	-
Mars Hill	2	-	1	-	-	-	-	-	-	-	-	1
at Auburn	-	1	-	-	-	-	-	-	-	-	-	-
South Carolina St.	1	2	-	-	-	-	-	-	-	-	-	-
at Furman	1	1	-	-	-	-	-	-	-	-	-	-
Reinhardt	-	-	-	-	1	-	1	-	-	1	-	-
at Georgia	1	1	-	-	-	-	-	-	-	-	-	-
at Alabama St.	1	1	-	-	-	-	-	1	-	-	-	-
at VCU	-	-	-	-	-	-	-	-	-	-	-	-
High Point	-	1	-	-	-	-	-	-	-	-	-	-
at Radford	1	-	-	1	-	-	-	-	-	-	-	-
at Campbell	-	-	-	-	-	-	-	-	-	-	-	-
Liberty	1	-	-	-	-	2	-	-	-	-	-	-
at Charleston Sou.	-	-	1	-	-	-	-	-	-	-	-	1
Gardner-Webb	1	2	-	-	1	-	-	-	-	-	-	-
UNC Asheville	1	1	1	-	-	-	-	1	-	-	-	-
at Presbyterian Col.	-	-	-	-	1	1	-	-	-	-	-	-
at Longwood	-	1	-	1	-	-	-	-	-	-	1	-
Campbell	-	-	1	-	-	-	-	-	-	-	-	-
at Liberty	-	1	-	-	-	-	-	-	-	-	-	-
Radford	-	-	1	-	-	-	-	-	-	-	-	-
Presbyterian Col.	1	-	1	-	-	-	-	-	-	1	-	-
at High Point	2	1	-	-	-	-	-	-	-	-	-	-
at Gardner-Webb	-	-	-	-	-	-	1	-	-	-	-	-
Longwood	2	-	-	-	1	-	-	-	-	-	-	-
at UNC Asheville	1	-	-	-	-	-	-	-	-	-	-	-
Totals	17	16	6	3	4	3	2	3	0	2	1	1

WINTHROP SINGLE-SEASON TOP 10

SINGLE-SEASON TOP 10

Points Scored

875	Charlie Brunson (1980-81)
715	Keon Johnson (2016-17)
679	Charlie Brunson (1981-82)
613	Fred McKinnon (1985-86)
599	Keon Johnson (2015-16)
597	Jimmy Gavin (2015-16)
597	Ronnie Creamer (1978-79)
593	Keon Moore (2014-15)
576	Mike Gaither (1981-82)
543	Xavier Cooks (2016-17)

Scoring Average (min. 20 games)

22.4	Charlie Brunson (1980-81)
22.3	Keon Johnson (2016-17)
21.1	Fred McKinnon (1985-86)
20.5	Charlie Brunson (1981-82)
18.7	Keon Johnson (2015-16)
18.7	Jimmy Gavin (2015-16)
18.5	Keon Moore (2014-15)
18.3	Fred McKinnon (1984-85)
17.6	Ted Houpt (1986-87)
17.4	Mike Gaither (1981-82)
17.2	Eddie Gay (1992-93)

Field Goals Made

354	Charlie Brunson (1980-81)
276	Ronnie Creamer (1978-79)
274	Fred McKinnon (1985-86)
266	Charlie Brunson (1981-82)
239	Mike Gaither (1981-82)
221	Keon Johnson (2016-17)
208	Fred McKinnon (1984-85)
199	Donnie Creamer (1978-79)
196	Xavier Cooks (2016-17)
196	Jimmy Gavin (2015-16)
194	Eddie Gay (1992-93)

Free Throws Attempted

235	Charlie Brunson (1980-81)
199	Keon Johnson (2015-16)
197	Keon Johnson (2016-17)
194	Charlie Brunson (1981-82)
192	Marcus Stewart (2000-01)
191	Eddie Gay (1992-93)
186	James Shuler (2005-06)
178	James Shuler (2004-05)
172	Melvin Branham (1993-94)
171	Mark Hailey (1991-92)
171	Tim Raxter (1981-82)

Free Throws Made

171	Keon Johnson (2016-17)
167	Charlie Brunson (1980-81)
165	Keon Johnson (2015-16)
157	James Shuler (2005-06)
147	Charlie Brunson (1981-82)
139	James Shuler (2004-05)
135	George Henson (1989-90)
133	Marcus Stewart (2000-01)
129	Eddie Gay (1992-93)
127	Melvin Branham (1993-94)

127 Ben Bennett (1980-81)

Free Throw Percentage (min. 80 made)

.868	Keon Johnson (2016-17)
.867	Mike Gaither (1981-82)
.859	Keon Moore (2014-15)
.853	Keon Johnson (2013-14)
.844	James Shuler (2005-06)
.833	Keon Johnson (2015-16)
.832	Tyson Waterman (1998-99)
.830	Keon Johnson (2014-15)
.828	Jimmy Gavin (2015-16)
.823	Ben Bennett (1979-80)

3-point Field Goals Made

102	Keon Johnson (2016-17)
101	Keon Moore (2014-15)
100	Michael Jenkins (2006-07)
94	Jimmy Gavin (2015-16)
89	LaShawn Coulter (1992-93)
87	LaShawn Coulter (1993-94)
78	Keon Johnson (2015-16)
78	Torrell Martin (2005-06)
76	Robbie Waldrop (1999-2000)
76	David McMahan (1994-95)

3-point Field Goals Attempted

255	Keon Johnson (2016-17)
241	Michael Jenkins (2006-07)
241	LaShawn Coulter (1993-94)
234	Keon Moore (2014-15)
229	Jimmy Gavin (2015-16)
226	LaShawn Coulter (1992-93)
216	Keon Johnson (2016-17)
201	Michael Jenkins (2007-08)
199	Keon Johnson (2015-16)
198	David McMahan (1994-95)
197	Robbie Waldrop (1999-2000)

3-point Field Goal Percentage (min. 35 made)

.442	Joab Jerome (2013-14)
.441	Keon Johnson (2013-14)
.441	Chris Gaynor (2005-06)
.439	Bjorn Broman (2017-18)
.437	John Weiss (1987-88)
.434	Chris Gaynor (2007-08)
.433	Torrell Martin (2004-05)
.432	Keon Moore (2014-15)
.418	Andre Smith (2013-14)
.415	Michael Jenkins (2006-07)

Rebounds

453	Charlie Brunson (1980-81)
313	Greg Lewis (2001-02)
308	Ronnie Creamer (1978-79)
300	Xavier Cooks (2016-17)
294	Charlie Brunson (1981-82)
290	Allen Washington (1985-86)
289	Mark Hailey (1992-93)
285	Mike Gaither (1982-83)
280	Donnie Creamer (1979-80)
266	Donnie Creamer (1978-79)
257	Eddie Gay (1992-93)

Rebound Per Game

11.6	Charlie Brunson (1980-81)
10.1	Greg Lewis (2001-02)
10.0	Allen Washington (1985-86)
9.7	Donnie Creamer (1979-80)
9.6	Mark Hailey (1992-93)
9.1	Xavier Cooks (2016-17)
8.9	Charlie Brunson (1981-82)
8.8	Ronnie Creamer (1979-80)
8.8	Ronnie Creamer (1978-79)
8.6	Eddie Gay (1992-93)

Blocked Shots

72	Duby Okeke (2015-16)
66	Josh Grant (2002-03)
57	Xavier Cooks (2017-18)
56	Xavier Cooks (2016-17)
54	Xavier Cooks (2015-16)
52	Billy Houston (2004-05)
47	Xavier Cooks (2014-15)
47	Duby Okeke (2016-17)
46	Duby Okeke (2014-15)
46	Allen Washington (1985-86)

Blocked Shots Per Game (25 min.)

2.48	Duby Okeke (2015-16)
2.28	Josh Grant (2002-03)
2.11	Xavier Cooks (2017-18)
1.70	Xavier Cooks (2016-17)
1.69	Xavier Cooks (2015-16)
1.59	Allen Washington (1985-86)
1.58	Billy Houston (2004-05)
1.48	Josh Grant (2001-02)
1.48	Todd Lassiter (1996-97)
1.47	Xavier Cooks (2014-15)
1.47	Chris Malcom (2008-09)

20-WIN SEASONS

SEASON (NCAA DI)	SEASON ENDED WITH...	FINAL RECORD
29--2006-07	(NCAA Tourney - W, 74-64, (6) Notre Dame) (NCAA 2nd Rnd - L, 75-61, (3) Oregon)	29-5
27--2004-05	(NCAA Tourney - L, 74-64, (3) Gonzaga)	27-6
26--2016-17	(NCAA Tourney - L, 76-64, (3) Butler)	26-7
23--2015-16	(Big South Tournament Final - L, 77-68)	23-9
23--2005-06	(NCAA Tourney - L, 63-61, (2) Tennessee)	23-8
22--2007-08	(NCAA Tourney - L, 71-60, (4) Washington State)	22-12
21--1999-00	(NCAA Tourney - L, 74-50, (3) Oklahoma)	21-9
21--1998-99	(NCAA Tourney - L, 80-41, (1) Auburn)	21-8
20--2013-14	(Big South Tournament Final - L, 76-61)	20-13
20--2002-03	(Big South Tournament Semi-Finals - L, 81-80 OT, UNCA)	20-10
20--1985-86	(Big South Tournament Semi-Finals - L, 87-79)	20-9

WINTHROP CAREER TOP 10

CAREER TOP 10

Points Scored

2076	Keon Johnson (2013-17)
1850	Charles Brunson--(1979-82)
1745	Xavier Cooks--(2014-present)
1660	LaShawn Coulter--(1990, 92-95)
1566	Greg Washington--(1985-89)
1461	Tyson Waterman- (1996, 98-00)
1427	Fred McKinnon--(1983-86)
1387	Torrell Martin--(2004-2007)
1384	Mark Hailey--(1989-93)
1302	Mike Gaither--(1981-84)
1296	Ben Bennett--(1978-81)

Scoring Average

20.1	Charles Brunson (1979-82)
16.6	Fred McKinnon (1983-86)
16.4	Keon Moore (2013-15)
16.2	Keon Johnson (2013-17)
14.8	LaShawn Coulter (1990-95)
14.1	Greg Washington (1985-89)
14.1	Xavier Cooks (2014-present)
13.2	Tyson Waterman (1995-00)
13.0	Bennie Bennett (1978-81)
13.0	Mike Gaither (1981-84)

Field Goals Made

733	Charles Brunson (1979-82)
647	Xavier Cooks (2014-present)
632	Keon Johnson (2013-17)
628	LaShawn Coulter (1990, 92-95)
610	Fred McKinnon (1983-86)
522	Mike Gaither (1981-84)
498	Mark Hailey (1989-93)
497	Ben Bennett (1978-81)
495	Torrell Martin (2004-07)
480	Greg Washington (1985-89)

3-Point Field Goals Made

295	Keon Johnson (2013-17)
254	LaShawn Coulter (1990-95)
242	Tyson Waterman (1995-2000)
225	Torrell Martin (2003-07)
223	Michael Jenkins (2004-08)
214	Andre Smith (2011-2015)
199	Chris Gaynor (2004-08)

195	Robbie Waldrop (1997-2000)
165	Keon Moore (2013-2015)
160	David McMahan (1993-96)

3-Point Field Goals Attempted

740	Keon Johnson (2013-17)
685	Tyson Waterman (1995-2000)
678	LaShawn Coulter (1990-95)
617	Michael Jenkins (2004-08)
582	Andre Smith (2011-2015)
580	Torrell Martin (2003-07)
525	Robbie Waldrop (1997-2000)
500	Chris Gaynor (2004-08)
435	David McMahan (1993-96)
417	Andre Jones (2008-12)

3-Point Field Goal Percentage (75 made min.)

.425	J. Weiss (1986-88)
.417	John Temple (1991-95)
.416	Keon Moore (2013-2015)
.410	Jimmy Gavin (2015-16)
.403	Anders Broman (2016-present)
.399	Keon Johnson (2013-17)
.398	Chris Gaynor (2004-08)
.388	Torrell Martin (2003-07)
.378	Mike Fayed (1991-95)
.377	Bjorn Broman (2015-present)
.373	LaShawn Coulter (1990-95)

Free Throws Attempted

610	Keon Johnson--(2013-17)
543	Mark Hailey (1989-93)
531	James Shuler (2003-06)
529	Charles Brunson (1979-82)
508	Xavier Cooks (2014-present)
502	Tim Raxter(1978-82)
415	Tyson Waterman (1996, 98-00)
405	Chad Steele (1993-97)
402	Ben Bennett (1978-81)
399	Pierre Wooten (1999, 2001-03)

Free Throws Made

517	Keon Johnson (2013-17)
420	James Shuler (2003-06)
384	Charles Brunson (1979-82)

375	Mark Hailey (1989-93)
352	Xavier Cooks (2014-present)
309	Tyson Waterman (1996, 98-00)
302	Ben Bennett (1978-81)
301	Tim Raxter--(1978-82)
277	Pierre Wooten--(1999, 2001-03)
276	Joab Jerome (2010-14)

Free Throw Percentage

.865	Gerald McAfee 128-148 (1978-82)
.852	Ted Houpt 144-169 (1985-87)
.848	Keon Johnson 333-396 (2013-17)
.845	Brian Pope 174-206 (1982-85)
.837	Mike Gaither 257-307 (1981-84)
.819	Clay Dade 100-122 (1986-90)
.800	George Henson 228-285(1988-91)
.791	James Shuler 420-531 (2003-06)
.791	Mike Fayed 121-153 (1991-95)
.785	Andre Smith 161-205 (2011-15)

Rebounds

955	Xavier Cooks (2014-present)
913	Charles Brunson (1979-82)
692	Chad Steele (1993-97)
690	Tyrone Walker (2000-04)
676	George Valentine (2007-12)
675	Mark Hailey (1989-93)
652	Tim Raxter (1978-82)
637	Eddie Gay (1989-93)
573	Craig Bradshaw (2003-07)
566	Greg Washington (1985-89)

Blocked Shots

214	Xavier Cooks (2014-present)
165	Duby Okeke (2014-17)
139	Billy Houston (2003-06)
125	Josh Grant (2001-2004)
104	Tyrone Walker (2000-2004)
103	Allen Washington (1983-86)
97	George Valentine (2007-12)
97	Rick Riese (1978-81)
96	Todd Lassiter (1993, 94-97)
92	Craig Bradshaw (2004-07)

WINTHROP CURRENT STREAKS

All Games	L1
At Winthrop Coliseum	W6
On The Road	L1
At Neutral Sites	L1
Non-Conference Home Games	W4
Non-Conference Road Games	L1
Big South Games Overall	L1
Big South Home Games	W6
Big South Road Games	L1

EAGLES CURRENT STREAKS VS. BIG SOUTH OPPONENTS

Campbell	W1
Charleston Southern	W6
Gardner-Webb	W8
High Point	W2
Liberty	L2
Longwood	W10
Presbyterian College	W10
Radford	W1
UNC Asheville	L1

Indv./Team Most Points Single-Game

Top 10 Individual Scoring Performances Home/Away

Home

David McMahan	42 (vs. Coastal Carolina, 1-15-96)
Michael Jenkins	40 (vs. North Greenville, 11-10-06)
Fred McKinnon	40 (vs. Morris College, 11-29-85)
Keon Johnson	40 (at UNC Asheville, 2-9-17)
Keon Johnson	39 (vs. Campbell, 2-4-17)
Greg Lewis	38 (vs. UNC Greensboro, 12-21-99)
Keon Johnson	37 (vs. Radford, 12-31-16)
Keon Johnson	36 (vs. Charleston Southern, 1-27-16)
Fred McKinnon	35 (vs. Central Wesleyan College, 1-16-86)
Charles Brunson	35 (vs. Erskine College, 2-4-82)

Away

Melvin Branham Jr.	45 (at Charleston Southern, 1-10-94)
Keon Johnson	40 (at UNC Asheville, 2-9-17)
Keon Johnson	38 (at Illinois, 11-21-16)
Jimmy Gavin	38 (at N.C. State, 11-27-15)
Robbie Waldrop	37 (at Charleston Southern, 2-12-98)
Xavier Cooks	36 (at Gardner-Webb, 2-15-18)
Fred McKinnon	36 (at Livingstone College, 2-2-85)
Charles Brunson	36 (at Voorhees, 11-25-80)
Charles Brunson	35 (at Belmont Abbey, 12-10-80)
Charles Brunson	34 (at Mooris College, 11-22-80)
Andre Jones	33 (at Georgia, 12-27-11)
Michael Jenkins	33 (at UNC Asheville, 3-6-08)
George Henson	33 (at Campbell, 2-10-90)
Shaun Wise	33 (at U.S. International, 12-28-89)
Charles Brunson	33 (at Webber College, 1-11-81)

Top 5 Individual Scoring Performances vs. Big South Opponents

All Games

Melvin Branham Jr.	45 (at Charleston Southern, 1-10-94)
David McMahan	42 (vs. Coastal Carolina, 1-15-96)
Keon Johnson	40 (at UNC Asheville, 2-9-17)
Keon Johnson	39 (vs. Campbell, 2-4-17)
Keon Johnson	37 (vs. Radford, 12-31-16)

Home

David McMahan	42 (vs. Coastal Carolina, 1-15-96)
Keon Johnson	39 (vs. Campbell, 2-4-17)
Keon Johnson	37 (vs. Radford, 12-31-16)
Keon Johnson	36 (vs. Charleston Southern, 1-27-16)
Keon Johnson	32 (vs. Campbell, 12-31-15)

Away

Melvin Branham Jr.	45 (at Charleston Southern, 1-10-94)
Keon Johnson	40 (at UNC Asheville, 2-9-17)
Xavier Cooks	36 (at Gardner-Webb, 2-15-18)
George Henson	33 (at Campbell, 2-10-90)
Keon Johnson	32 (at Radford, 2-13-16)
Torrell Martin	32 (at Coastal Carolina, 2-24-07)
Torrell Martin	32 (at Liberty, 2-20-06)
Melvin Branham Jr.	32 (at Towson St., 1-27-94)

Most Point In Home/Away Game (Top 10)

Home

132	Morris, 11-29-85	W, 132-73
130	Johnson & Wales, 12-12-96	W, 130-33
116	Rio Grande (OH), 12-28-15	W, 116-84
109	Catawba, 11-18-78	W, 109-92
108	VMI, 1-6-07	W, 108-76
108	U.S. International, 1-12-91	W, 108-81
107	Reinhardt, 12-2-17	W, 107-76
107	UNC Asheville, 2-26-14	W, 107-100 OT
107	Central Penn, 11-26-11	W, 107-68
106	Central Penn, 11-18-17	W, 106-65
106	Greensboro College, 12-6-16	W, 106-63
106	Truett-McConnell, 11-17-15	W, 106-78
106	VMI, 2-4-09	L, 106-110 OT
106	Central Connecticut, 1-18--93	W, 106-90

Away

109	at VMI, 1-31-07	Won, 109-76
102	at Pembroke St., 1-10-86	Won, 102-99
101	at UNC Asheville, 2-9-17	Lost, 104-101
101	at Charleston Sou., 1-10-94	Won, 101-96
101	at Central Connecticut, 12-4-92	Won, 101-93
101	at Benedict College, 2-20-86	Won, 101-76
97	at USC Aiken, 1-14-82	Won, 97-90
97	at Wofford, 1-31-80	Won, 97-78
95	at Hampton, 12-29-13	Lost, 101-95, 2OT
95	at Cen. Wesleyan Col., 1-16-86)	Won, 95-83
94	at Coastal Carolina, 1-7-94	Lost, 103-94
94	at Lenoir-Rhyne, 12-17-82	Won, 94-76

Most Points Home/Away vs. Big South Opponents (Top 10)

Home

108	vs. VMI, 1-6-07	Won, 108-76
107	vs. UNCA, 2-26-14	Won, 107-100 (OT)
106	vs. VMI, 2-4-09	Lost, 110-106 (OT)
100	vs. Coastal Carolina, 2-18-02	Won, 100-74
98	vs. Armstrong St., 2-17-86	Won, 98-81
98	vs. VMI, 2-8-06	Won, 98-65
97	vs. Towson St., 2-23-95	Won, 97-93
96	vs. VMI, 1-7-10	Won, 96-63
95	vs. Campbell, 2-22-93	Lost, 96-95
94	vs. Campbell, 1-18-90	Won, 94-83
94	vs. High Point, 2-23-06	Won, 94-78

Away

109	at VMI, 1-31-07	Won, 109-96
101	at UNC Asheville, 2-9-17	Lost, 104-101
101	at Charleston Sou., 1-10-94	Won, 101-96
95	at Longwood, 1-24-18	Won, 95-78
94	at Coastal Carolina, 1-7-94	Lost, 103-94
93	at Presbyterian Col., 2-25-17	Won, 93-56
93	at UMBC, 1-25-93	Lost, 99-93
90	at Gardner-Webb, 2-15-18	Won, 90-71
90	at Towson St., 2-23-95	Lost, 92-90
90	at UNC Asheville, 2-5-90	Won, 90-89
90	at Radford, 1-14-05	Won, 90-75
88	at UNC Asheville, 2-3-07	Won, 88-69
88	at Charleston Sou., 2-12-98	Won, 88-81
88	at Radford, 2-6-93	Lost, 107-88

BROTHERS AROUND D1 BASKETBALL

Winthrop University's Anders and Bjorn Broman are one of 30 sets of brothers currently playing together in the NCAA. Below is the complete list of brothers playing in NCAA Division I basketball, and their three primary stat totals for the season will be filled in throughout the year (Last updated 2/21/18)

School	Student-Athletes	PPG	RPG	APG	Cont.		
Alabama State					Quinnipiac		
	Steve Rogers (Sr.)	0.9	0.6	0.4	Matt Donahue (Fr.)	-	-
	Austin Rogers (So.)	2.7	1.4	0.3	Scott Donahue (Gr.)	-	-
Campbell					Aaron Robinson (Jr.)*	3.2	2.4
	Jordan Whitfield (Fr.)	3.5	1.6	1.5	Andrew Robinson (Jr.)*	5.9	2.3
	Shane Whitfield (R-Sr.)	8.3	4.3	2.6			
Central Michigan					Robert Morris		
	Josh Kazinski (Sr.)	6.5	2.3	0.5	Jon Williams (Fr.)	6.4	2.0
	Adam Kazinski (Fr.)	0.5	0.2	0.0	Josh Williams (Jr.)	-	-
Denver					Sacred Heart		
	Thomas Neff (Jr.)	2.9	0.8	0.8	Cavan LaRose (Gr.)	0.0	0.0
	Luke Neff (So.)	2.6	0.8	0.5	Kinnon LaRose (R-So.)	9.1	3.6
Hawai'i					Sam Houston State*		
	Mike Thomas (R-Sr.)	13.5	6.1	1.1	Cameron Delaney (Jr.)	3.6	3.1
	Brandon Thomas (So.)	2.3	1.5	0.5	Josh Delaney (Jr.)	7.0	1.6
Houston Baptist					Savannah State		
	Will Gates Jr. (R-Sr.)	5.8	1.4	0.6	Juwan Grant (Sr.)	2.4	1.1
	Jalan Gates (So.)	12.0	1.2	0.5	John Grant Jr. (Jr.)	3.8	1.2
Idaho					Texas A&M - CC*		
	Chad Sherwood (R-Sr.)	4.9	1.6	1.6	Sean Rhea (Fr.)	6.7	3.1
	Nate Sherwood (R-Jr.)	9.4	5.0	1.8	Deion Rhea (Fr.)	-	-
Kansas					Vermont		
	Dedric Lawson (Jr.)	-	-	-	Ernie Duncan (R-Jr.)	11.4	2.6
	K.J. Lawson (So.)	-	-	-	Everett Duncan (R-So.)	6.6	3.8
Loyola (Md.)					Winthrop		
	Sam Norton (Jr.)	3.1	3.5	0.9	Anders Broman (Gr.)	12.4	2.6
	Ethan Norton (Fr.)	0.7	0.3	0.3	Bjorn Broman (Jr.)	11.0	2.2
Marshall							
	Jon Elmore (R-Sr.)	22.0	6.1	7.0			
	Ot Elmore (Jr.)	1.1	0.6	0.5			
McNeese*							
	Kalob Ledoux (So.)	15.5	4.5	1.0			
	Jacob Ledoux (So.)	8.0	2.3	1.7			
Milwaukee*							
	Alex Prael (R-Sr.)	0.3	0.6	0.0			
	Brett Prael (R-Sr.)	9.4	5.0	1.2			
Mississippi State							
	Nick Weatherspoon (Fr.)	11.2	3.0	2.2			
	Quinnndary Weatherspoon (Jr.)	14.8	6.0	3.7			
Missouri							
	Jontay Porter (Fr.)^	9.2	6.7	2.0			
	Michael Porter (Fr.)^	2.0	2.0	0.0			
Navy*							
	Alec Loehr (Fr.)	2.0	1.0	0.0			
	Luke Loehr (Fr.)	2.0	0.5	0.0			
Nevada*							
	Caleb Martin (Jr.)	19.6	5.2	2.5			
	Cody Martin (Jr.)	13.9	6.3	3.9			
Northern Iowa							
	Wyatt Lohaus (R-Jr.)	8.9	2.9	1.4			
	Tanner Lohaus (R-Fr.)	1.1	1.4	0.3			
Ohio State							
	Andre Wesson (So.)	2.9	1.7	1.2			
	Kaleb Wesson (Fr.)	11.0	5.2	1.1			
Old Dominion							
	B.J. Stith (R-Jr.)	15.0	5.5	1.8			
	Brandan Stith (R-Sr.)	8.1	7.2	1.4			
Oregon State							
	Ethan Thompson (Fr.)	9.2	4.0	3.5			
	Stephen Thompson (Jr.)	16.0	3.3	3.3			
Portland							
	Franklin Porter (R-So.)	9.5	3.4	1.9			
	Malcolm Porter (R-Fr.)	6.7	1.6	1.9			

* = Twins

^ = Same class but not twins

BIG SOUTH MEMBERS W/L (Since '12-13)

(ranked by overall wins)

School	Overall	Big South
Winthrop	120-69	68-35
UNC Asheville	110-76	70-33
Gardner-Webb	108-78	61-42
High Point	105-79	68-35
Radford	104-88	57-46
Charleston Southern	85-97	52-51
Liberty	83-111	43-57
Campbell	79-112	37-74
Presbyterian College	51-135	22-80
Longwood	49-143	23-79

2017-18 EAGLE TRENDS

THE EAGLES RECORD

Overall: 18-10
At home: 11-2
On the road: 7-8
At a neutral site: 0-0
In the Big South: 12-5
Big South Home: 7-1
Big South Away: 5-4
Overtime: 0-0
Night games: 9-9
Day games: 9-1
Morning Games: 0-0
Win the Opening Tip: 8-3
Lose the Opening Tip: 11-6
Nationally ranked opponents: 0-0
Opponents receiving votes: 0-0
Televised games---
BSN: 12-3
MWN: 0-1
SECN: 0-2
ESPNU: 1-1
ESPN3: 2-2
STADIUM: 2-0
NONE: 1-0
DoubleHeaders: 1-0
Play a team with a record over .500: 6-8
A team with a record below .500: 10-1
A team with a record of .500: 2-1
Lead at halftime: 16-2
Trail at halftime: 2-8
Tied at halftime: 0-0
Lead 10+ at halftime: 10-0
Trail 10+ at halftime: 0-5
Score first: 13-6
1st possession is a turnover: 4-2
1st possession is a made FG: 6-2
1st possession is a missed FGA: 6-6
1st possession is a made FT: 1-0
1st possession is a missed FT: 1-0
Make First Field Goal Attempt: 8-4
Miss First Field Goal Attempt: 10-6

SCHEDULED TIME OF TIP/DAY OF WEEK

(record by time zone, not just EST)

Tip at 11 a.m.: 1-0
Tip at 1 p.m.: 1-0
Tip at 2 p.m.: 5-1
Tip at 3 p.m.: 0-0
Tip at 4 p.m.: 2-0
Tip at 5 p.m.: 0-0
Tip at 6 p.m.: 0-1
Tip at 7 p.m.: 7-8
Tip at 7:30 p.m.: 1-0
Tip at 9 p.m.: 1-0
Monday: 1-0
Tuesday: 1-4
Wednesday: 3-1
Thursday: 2-2
Friday: 1-2
Saturday: 7-1
Sunday: 3-0

SCORING

Scores between 10-19: 0-0
20-29 points: 0-0
30-39 points: 0-0
40-49 points: 0-0
50-59 points: 0-1
60-69 points: 2-2
70-79 points: 4-5
80-89 points: 5-2
90-99 points: 4-0
100-plus points: 3-0
Shoot 10-19 percent from the field: 0-0
20-29%: 0-0
30-34%: 0-1
35-39%: 0-0
40-44%: 2-5
45-49%: 4-3
50-59%: 12-1
60-plus: 0-0
Higher FG% than opponent: 18-1
Lower FG % than opponent: 0-9
FG% is the same: 0-0
Hit 7 or more threes: 17-7
Hit less than 7 threes: 1-3
Attempt less than 20 threes: 3-3
Attempt 20 or more threes: 16-6
Turn ball over less than 10 times: 0-3
10-15 times: 11-6
16-20 times: 5-1
21-plus: 2-0
Make more free throws: 13-2
Make fewer free throws: 4-7

Make same free throws: 2-0
Attempt more free throws: 12-3
Attempt fewer free throws: 5-6
Attempt same free throws: 2-0
Have more rebounds: 17-0
Have fewer rebounds: 1-9
Have same rebounds: 0-1
Have more turnovers: 9-1
Have fewer turnovers: 8-8
Have same turnovers: 1-1
Have more steals: 8-5
Have fewer steals: 9-4
Have same steals: 1-1

LATE IN THE GAME(regulation only)

Lead with five minutes left: 18-1
Trail with five minutes left: 0-9
Tied with five minutes left: 0-0
Lead with one minute left: 18-1
Trail with one minute left: 0-9
Tied with one minute left: 0-0
Bench scores more points: 7-1
Bench scores fewer points: 10-9
Bench scores same points: 1-0
1 Score Double-Figures: 0-1
2 Score Double-Figures: 2-2
3 Score Double-Figures: 1-1
4 Score Double-Figures: 8-2
5 Score Double-Figures: 7-3
6 Score Double-Figures: 0-0

GAMES DECIDED BY...

1 point: 0-0
2 points: 0-0
5 points or less: 0-3
6-9 points: 1-1
Double-figures: 17-6

First Basket (POINT) is a...

Jumper: 1-1
Lay-up/Tip-in: 7-5
Dunk: 2-0
Free Throw: 4-2
Three-Pointer: 4-2

POINTS OFF TURNOVERS

Score more off turnovers: 11-4
Outscored off turnovers: 6-6
Tied in points off turnovers: 1-0

POINTS IN PAINT

Score more points in paint: 13-5
Outscored in paint: 5-3
Tied in points in paint: 0-2

2ND CHANCE POINTS

Score more 2nd chance points: 11-3
Outscored in 2nd chance points: 5-7
Tied in 2nd chance points: 2-0

SCHOOLS FROM...

North Carolina: 7-2
South Carolina: 5-0
Colorado: 0-1
Alabama: 1-1
Georgia: 1-1
Virginia: 3-4
Pennsylvania: 1-0
Illinois: 0-1

NATIONAL STATISTICAL RANKING (TOP 75) (Games through Feb. 20)

Category	Rank
Three-point FG per game	27th (9.8)
Total Three-point FGM	32nd (265)
Field Goal Percentage	36th (.481)
Defensive Rebounds PG	36th (27.78)
Scoring Margin	37th (+9.9)
Scoring Offense	39th (81.1)
Blocked Shots Per Game	40th (4.5)
Three-Point FG Percentage	42nd (.384)
Field Goal Percentage Defense	45th (.413)
Total Blocks	48th (124)
Three-Point FG % defense	49th (.323)
Three-Point FG Attempts	59th (691)

YEAR-BY-YEAR RECORDS

Year	Overall	Home	Away	Non-Conf.	BSC
17-18	18-10	11-2	7-8	6-5	12-5
16-17	26-7	14-3	12-3	8-4	15-3
15-16	23-9	14-1	7-7	10-4	13-5
14-15	19-13	11-3	6-10	7-7	12-6
13-14	20-13	12-3	5-10	10-7	10-6
12-13	14-17	11-4	2-12	8-7	6-10
11-12	12-20	7-5	4-11	4-10	8-10
10-11	13-17	9-4	4-10	4-8	9-9
09-10	19-14	12-2	6-11	7-8	12-6
08-09	11-19	7-6	4-12	2-10	9-9
07-08	22-12	12-3	6-7	12-8	10-4
06-07	29-5	15-0	12-3	15-5	14-0
05-06	23-8	15-1	7-6	10-5	13-3
04-05	27-6	16-0	9-4	12-5	15-1
03-04	16-12	10-4	5-7	6-5	10-6
02-03	20-10	11-3	9-4	8-6	11-3
01-02	19-12	9-4	7-5	6-7	10-4
00-01	18-13	11-1	5-7	5-9	11-3
99-00	21-9	13-1	6-7	8-5	11-3
98-99	21-8	12-1	7-6	10-6	9-1
97-98	7-20	4-9	4-10	3-11	4-8
96-97	12-15	9-4	3-10	7-6	5-9
95-96	7-19	4-8	3-10	1-11	6-8
94-95	7-20	5-7	2-12	3-8	4-12
93-94	4-23	3-9	1-13	1-8	3-15
92-93	14-16	7-5	4-10	9-5	5-11
91-92	6-22	4-11	2-10	3-11	2-12
90-91	8-20	6-7	2-12	3-10	5-9
89-90	19-10	14-4	5-7	13-4	6-6
88-89	16-13	14-5	2-8	10-5	5-7
87-88	17-13	12-3	5-10	9-6	5-7
86-87	8-20	5-5	3-14	7-12	1-7
85-86	20-9	14-2	5-6	14-6	5-3
Totals	536-443	364-145	171-282	241-234	276-211

(Member of NCAA D1 Level Only)

THE EAGLES' RECORD IN WINTHROP COLISEUM

Season	Won	Lost	Pct.
1982-83	7	8	.467
1983-84	12	5	.706
1984-85	11	4	.733
1985-86	14	2	.875
1986-87	5	5	.500
1987-88	12	3	.800
1988-89	14	5	.737
1989-90	14	4	.778
1990-91	6	7	.462
1991-92	4	11	.267
1992-93	7	5	.583
1993-94	3	9	.250
1994-95	5	7	.417
1995-96	4	8	.333
1996-97	9	4	.692
1997-98	4	9	.308
1998-99	12	1	.923
1999-00	13	1	.929
2000-01	11	1	.917
2001-02	9	4	.692
2002-03	11	3	.786
2003-04	11	3	.786
2004-05	16	0	1.000
2005-06	15	1	.938
2006-07	15	0	1.000
2007-08	12	3	.800
2008-09	7	6	.538
2009-10	12	2	.857
2010-11	9	4	.692
2011-12	7	5	.583
2012-13	11	4	.733
2013-14	12	3	.800
2014-15	11	3	.786
2015-16	14	1	.933
2016-17	14	3	.824
2017-18	11	2	.846
31 Years	363	145	.729

2017-18 Extras

WINTHROP RECORD ACCORDING TO STARTING LINEUP

B. Broman, Pickett, A. Broman, Cooks, Ferguson	12-4
B. Broman, Zunic, A. Broman, Cooks, Ferguson	2-1
B. Broman, Zunic, A. Broman, Cooks, Ukaegbu	2-2
B. Broman, Awad, A. Broman, Cooks, Ferguson	1-0
B. Broman, Zunic, A. Broman, Ukaegbu, Ferguson	1-1
B. Broman, Smith, A. Broman, Ferguson, Cooks	0-1
A. Broman, Falden, Cooks, Ukaegbu, Ferguson	0-1

WINTHROP RECORD WHEN LEADING SCORER IS...

Cooks	11-5
A. Broman	4-2
Ferguson	2-0
Pickett	2-1
Zunic	1-0
B. Broman	1-1
Ukaegbu	0-1

WINTHROP RECORD WHEN LEADING REBOUNDER IS...

Ferguson	10-3
Cooks	8-8
Ukaegbu	0-2
Awad	0-1
Pickett	0-2

WINTHROP RECORD WHEN LEADER IN ASSISTS IS..

B. Broman	7-3
Cooks	4-5
A. Broman	4-0
Smith	3-1
Pickett	2-2
Ferguson	1-0
Zunic	1-2

WINTHROP RECORD WHEN OPPONENT...

Shoots less than 30%:	2-0
30-34%:	0-3
35-39%:	6-1
40-44%:	5-1
45-49%:	2-3
50-59%:	0-4
60-plus:	0-1
Makes 25 or more FG:	6-8
Makes fewer than 25 FG:	12-2
Makes 7 or more 3PT FG:	7-10
Makes 6 or less 3PT FG:	11-0
Makes more than 15 FTs:	6-4
Makes 15 or fewer FTs:	11-6
Commits 13 or fewer TOs:	9-3
Commits 14 or more TOs:	9-7
Scores the first point(s) of 2nd half:	11-6

WINTHROP RECORD WHEN OPPONENT HAS...

A 20-point scorer:	9-7
A 30-point scorer:	1-2
More than one 20-point scorer:	1-2
No players in double-figures:	0-0
1 Player in double-figures:	1-0
2 Players in double-figures:	8-0
3 Players in double-figures:	5-4
4 Players in double-figures:	4-3
5 or more players in double-figures:	0-3
6 or more players in double-figures:	0-0

Margin of Victory/Defeat

Breakdown of Eagles' margin of victory...

1	2	3	4	5	6	7	8	9	10	11-15	16-20	21-25	26+
-	-	-	-	-	-	-	1	-	-	6	5	2	4

Breakdown of Eagles' margin of defeat...

1	2	3	4	5	6	7	8	9	10	11-15	16-20	21-25	26-30+
-	-	-	1	1	1	-	-	-	-	4	1	-	1

Opponent	PIP	POT	2nd	FB	BENCH
Southern Illinois	32/34	19/18	6/13	6/10	22/26
at Colorado St.	18/36	20/13	8/16	11/7	29/33
Central Penn	30/24	16/11	14/9	10/2	52/23
Mars Hill	40/12	27/8	20/9	10/2	48/35
at Auburn	32/44	12/20	14/18	7/12	44/46
S.C. State	38/22	25/12	17/9	9/11	46/32
at Furman	54/34	11/9	15/11	17/5	24/24
Reinhardt	60/30	24/11	19/3	25/3	35/20
at Georgia	40/34	22/7	13/19	2/0	26/19
at Alabama St.	34/22	16/15	13/8	2/0	31/41
at VCU	32/26	11/14	11/10	5/4	9/24
High Point	34/24	13/21	7/7	6/0	14/15
at Radford	30/30	11/13	9/16	2/6	3/24
at Campbell	36/26	13/19	12/2	2/4	8/18
Liberty	28/16	12/15	3/13	2/0	3/18
at Chars. Sou.	16/28	7/16	17/2	3/9	17/19
Gardner-Webb	40/36	13/11	21/4	4/0	20/28
UNC Asheville	30/38	6/6	2/6	0/6	24/12
at Presbyterian	38/24	14/16	16/10	2/0	18/19
at Longwood	42/20	25/12	4/5	6/0	23/14
Campbell	38/40	15/10	4/4	4/2	4/6
at Liberty	24/24	15/24	9/7	0/0	18/22
Radford	26/18	20/20	10/15	2/7	13/15
Presbyterian	22/24	19/18	4/11	2/4	6/13
at High Point	26/22	9/24	8/5	8/9	10/7
at Gardner-Webb	36/32	14/17	9/10	2/6	5/11
Longwood	24/26	18/9	10/4	2/2	12/18
at UNC Asheville	48/34	15/8	6/12	4/4	7/16
TOTALS	948/784	442/399	301/258	153/117	566/587
	(33.9/27.9)	(15.8/14.2)	(10.8/9.2)	(5.5/4.2)	(20.4/21.4)

How Eagles Fare Among All South Carolina D1 Schools (2017-18)

Team	W	L	Pct.
College of Charleston	22	6	.786
Clemson	20	6	.769
Furman	19	9	.679
Wofford	19	9	.679
Winthrop	18	9	.667
South Carolina	14	13	.519
Coastal Carolina	12	16	.429
Charleston Southern	12	15	.444
Presbyterian College	11	18	.379
The Citadel	9	16	.360
South Carolina St.	9	19	.321
USC Upstate	7	23	.233

RECORDS BELOW FROM 2004-05 TO PRESENT DAY

Winthrop Record At Winthrop Coliseum When It Scores...

100+:	12-1
90-99:	16-0
80-89:	33-5
70-79:	49-4
60-69:	37-9
50-59:	17-12
40-49:	1-6

When Winthrop Allows () Points At Winthrop Coliseum...

100+:	1-1
90-99:	1-4
80-89:	7-6
70-79:	23-8
60-69:	46-13
50-59:	44-6
40-49:	37-2
30-39:	2-0

TOP STREAKS/NUMBERS UNDER KELSEY

Consecutive Games...

- **Wins:** 8 (Feb. 11, 2017 to Mar. 5, 2017)
- **Losses:** 4 (Jan. 2, 2013 to Jan. 12, 2013-vs. NCCU, vs. HPU, at Char. Sou, at VMI and 12-18-13 to 1-1-14)
- **Home Wins:** 12 (2014-15 to 2015-16)
- **Road Wins:** 8 (2016-17)
- **Home Losses:** 2 (two times, once in league play)
- **Road Losses:** 9 (Jan. 9, 2013 to Nov. 16, 2013-CSU, VMI, Campbell, Radford, UNCA, PC, Gardner-Webb, Coastal Carolina & VCU)
- **Non-Conference wins:** 7 (2014-15/2015-16)
- **Non-Conference losses:** 4 (12-18-13 at NC Central, vs. Wofford, at Hampton, at Dayton)
- **Non-Conference home wins:** 9 (2014-2016)
- **Non-Conference road wins:** 2 (last in 2016-17)
- **Big South wins:** 7 (Jan. 4-26, 2017)
- **Big South losses:** 3 (2012-13 & 2015-16 & 2017-18)
- **Big South home wins:** 7 (Jan. 24, 2015 to Dec. 28, 2015)
- **Big South road wins:** 7 (last game of 2015-16, to 1st six league games of 2016-17)
- **Scoring less than 60 points:** 4 (Nov. 13, 2012 to Nov. 28, 2012-at Indiana St., VCU, Lenoir-Rhyne, at Wofford)
- **Scoring less than 70 points:** 13 (Dec. 22, 2012 to Feb. 13, 2013)
- **Scoring 70+ points:** 15 (2015-16)
- **Scoring 80+ points:** 8 (2017-18)
- **With a three-pointer:** 189 (CURRENT) (Overall Winthrop streak is 193)
- **With 5 or more three-pointers:** 32 (last 31 games of 2016-17 season)
- **With 10 or more free throws made in a game:** 17 (twice--most recent end of 2015-16, start of 2016-17--ended vs. UNH)
- **With 10 or more free throws attempted:** 105 (ended 2/8/18 vs. PC)
- **Largest margin of victory vs. Non-Conference:** +55 (vs. Mars Hill, 11-21-17)
- **Largest margin of victory Non-Conference road game:** +19 (at Furman, 11-29-17)
- **Largest margin of victory vs. Big South:** +37 (at Presbyterian College, 2-25-17)
- **Largest margin of victory vs. Division I opponent:** +37 (at Presbyterian College, 2-25-17)
- **Largest margin of defeat vs. Non-Conference:** -36 (vs. Virginia Commonwealth, Nov. 17, 2012)
- **Largest margin of defeat vs. Big South:** -20 (at Charleston Southern, Feb. 15, 2014)

By The Numbers...

- **Victories by 5 or fewer points:** 25
- **Victories by single-digits:** 43
- **Victories by double-digits:** 78 (17 vs. Non-D1)
- **Losses by 5 or fewer points:** 17
- **Losses by single-digits:** 30
- **Losses by double-digits:** 35

KELSEY LIST OF FIRSTS AS A HEAD COACH...

Game: vs. St. Andrews, Nov. 10, 2012 (Won 80-48)
Big South Game: vs. High Point, Jan. 5, 2013 (Lost, 74-61)
Win: vs. St. Andrews, Nov. 10, 2012 (Won 80-48)
Home Win: vs. St. Andrews, Nov. 10, 2012 (Won 80-48)
Road Win: at Ohio, Dec. 15, 2012 (Won 50-49)
Double-Figure Win: vs. St. Andrews, Nov. 10, 2012 (Won 80-48)
Big South Win: vs. Presbyterian College, Jan. 16, 2013 (Won 62-51)
Loss: at Indiana State, Nov. 13, 2012 (Lost, 66-55)
Home Loss: vs. VCU, Nov. 17, 2012 (Lost, 90-54)
Road Loss: at Indiana State, Nov. 13, 2012 (Lost, 66-55)
Double-Figure Loss: at Indiana State, Nov. 13, 2012 (Lost, 66-55)
Big South Loss: vs. High Point, Jan. 5, 2013 (Lost, 74-61)
Win Streak: 2 games (vs. Brevard, at Ohio)
Big South Win Streak: 2 (2013)
Overtime Win: vs. Radford on Mar. 5, 2013 at Big South Tournament (Won 60-58 in OT)
Game vs. opponent from Big 10: Dec. 18, 2012 at #7 Ohio State (Lost, 65-55)
Game vs. opponent from ACC: Dec. 3, 2013 at Virginia Tech (Lost, 81-63)
Game vs. opponent from SEC: Dec. 22, 2012 at Auburn (Won, 74-67)
Game vs. opponent from Big 12: n/a
Game vs. opponent from Pac 12: n/a
Win vs. Big 10: Nov. 21, 2016 at Illinois (84-80-OT)
Win vs. ACC: Nov. 17, 2014 at Clemson (77-74)
Win vs. SEC: Dec. 22, 2012 at Auburn (74-67)
Win vs. Big 12: n/a
Win vs. Pac 12: n/a



KELSEY ALL-TIME RECORD vs. OPPONENTS

Team	Games	Overall	Coliseum	Road	Neutral	BSC Tourney	PF	PA
Alabama	1	0-1	0-0	0-1	0-0	n/a	60	72
Alabama State	2	2-0	1-0	1-0	0-0	n/a	180	164
Appalachian State	1	1-0	1-0	0-0	0-0	n/a	80	72
Auburn	3	1-2	0-0	1-2	0-0	n/a	221	266
Barber-Scotia	1	1-0	1-0	0-0	0-0	n/a	92	62
Brevard	1	1-0	1-0	0-0	0-0	n/a	77	54
Butler	1	0-1	0-0	0-0	0-1	n/a	64	76
Campbell	11	7-4	5-1	2-3	1-0	0-0	814	761
Central Penn	1	1-0	1-0	0-0	0-0	n/a	106	65
Charleston Southern	12	9-3	6-0	3-2	0-1	1-1	912	826
Clemson	1	1-0	0-0	1-0	0-0	0-0	77	74
Coastal Carolina	9	5-4	3-0	2-4	0-2	0-2	611	550
Colorado State	1	0-1	0-0	0-1	0-0	0-0	76	80
Dayton	2	0-2	0-0	0-2	0-0	n/a	114	164
East Tennessee State	2	1-1	0-1	1-0	0-0	n/a	140	135
Ferrum College	2	2-0	2-0	0-0	0-0	n/a	147	110
Florida State	1	0-1	0-0	0-1	0-0	n/a	86	100
Furman	2	2-0	1-0	1-0	0-0	n/a	151	131
Gardner-Webb	13	9-4	5-1	3-3	1-0	2-0	940	875
Georgia	2	0-2	0-0	0-2	0-0	n/a	146	161
Georgia Southern	2	2-0	1-0	1-0	0-0	n/a	174	165
Greensboro College	1	1-0	1-0	0-0	0-0	n/a	106	63
Hampton	4	3-1	2-0	1-1	0-0	n/a	333	318
High Point	11	5-6	2-3	2-3	1-0	1-0	836	802
Illinois	1	1-0	0-0	1-0	0-0	n/a	84	80
Indiana State	1	0-1	0-0	0-1	0-0	n/a	55	66
Jacksonville State	2	1-1	1-0	0-1	0-0	n/a	156	148
James Madison	2	1-1	1-0	0-1	0-0	n/a	130	128
Lenoir-Rhyne	1	1-0	1-0	0-0	0-0	n/a	59	35
Liberty	11	8-3	4-1	3-2	1-0	1-0	788	711
Longwood	11	10-1	4-1	5-0	1-0	1-0	879	728
Manhattan College	1	1-0	0-0	1-0	0-0	n/a	94	81
Mars Hill	2	2-0	2-0	0-0	0-0	n/a	210	100
Maryland	1	0-1	0-0	0-1	0-0	n/a	62	82
New Hampshire	1	0-1	0-1	0-0	0-0	n/a	60	65
North Carolina Central	2	0-2	0-1	0-1	0-0	n/a	123	136
North Carolina State	1	0-1	0-0	0-1	0-0	n/a	79	87
Ohio	1	1-0	0-0	1-0	0-0	n/a	50	49
Ohio State	1	0-1	0-0	0-1	0-0	n/a	55	65
Pfeiffer	1	1-0	1-0	0-0	0-0	n/a	82	59
Presbyterian College	12	11-1	6-0	4-1	1-0	0-0	862	699
Radford	12	6-6	2-3	2-3	2-0	2-0	879	866
Reinhardt University	2	2-0	2-0	0-0	0-0	n/a	207	148
Rio Grande (OH)	1	1-0	1-0	0-0	0-0	n/a	116	84
Roanoke College	1	1-0	1-0	0-0	0-0	n/a	93	74
Savannah State	2	1-1	1-0	0-1	0-0	n/a	126	106
St. Andrews	1	1-0	1-0	0-0	0-0	n/a	80	48
St. Louis	1	1-0	0-0	1-0	0-0	n/a	66	55
South Carolina State	1	1-0	1-0	0-0	0-0	n/a	86	61
Southeastern Louisiana	2	1-1	1-0	0-1	0-0	n/a	137	133
Southern Illinois	1	0-1	0-1	0-0	0-0	n/a	66	81
Truett-McConnell	1	1-0	1-0	0-0	0-0	n/a	106	78
UNC Asheville	14	8-6	6-0	1-5	1-1	1-1	1,056	1,018
USC Upstate	2	2-0	1-0	1-0	0-0	n/a	161	152
VCU	3	0-3	0-1	0-2	0-0	n/a	180	251
Virginia Intermont	1	1-0	1-0	0-0	0-0	n/a	96	62
Virginia Tech	1	0-1	0-0	0-1	0-0	n/a	63	81
VMI	2	1-1	1-0	0-1	0-0	0-0	102	129
Wofford	2	0-2	0-1	0-1	0-0	n/a	112	132
TOTALS	188	120-69	73-16	39-50	11-5	10-4	14,168	13,175

WINTHROP
B A S K E T B A L L

LAST TIME WINTHROP...

TEAM

Scored 70-79 points

75 at UNC Asheville, 2-22-18 (L, 89-75)

Scored 80-89 points

82 at High Point, 2-10-18 (W, 82-70)

Scored 90-99 points

90 at Gardner-Webb, 2-15-18 (W, 90-71)

Scored 100+ points

107 vs. Reinhardt, 12-2-17 (W, 107-76)

Both Team Score 100 Points Or More

vs. UNC Asheville, 2-26-14 (W, 107-100 in OT)

Held opponent to 40-49 points

vs. Presbyterian College, 2-7-18 (W, 63-49)

Held opponent to 30-39 points

vs. Lenoir-Rhyne (35), 11-20-12 (W, 59-35)

Held opponent to 20-29 points

at College of Charleston (29), 2-26-83 (L, 29-23)

Allowed 70-79 points

71 at Gardner-Webb, 2-15-18 (W, 90-71)

Allowed 80-89 points

89 at UNC Asheville, 2-22-18 (L, 89-75)

Allowed 90-99 points

90 vs. Campbell, 12-31-15 (L, 90-83)

Allowed 100 points or more

119 at Auburn, 11-24-17 (L, 119-85)

Scored 50 in a half

at Longwood, 1-24-18 (54-2nd half)

Allowed 50 in a half

at Campbell, 1-6-18 (50-1st half)

Allowed 60 in a half

at Auburn, 11-24-17 (61-2nd half)

Scored 60 in a half

vs. Univ. of Rio Grande (OH), 12-28-15 (64-2nd half)

Allowed 60 in a half

at Connecticut, 1-2-94 (62-2nd half)

Won in overtime

vs. #4 Gardner-Webb, 3-3-17 (W, 80-77 in OT)

Lost in overtime

at UNC Asheville, 2-9-17 (L, 104-101 in 2OT)

Won At The Buzzer

at Radford, 2-13-16 (W, 86-84-Johnson GW Jumper)

Played In Double-Overtime

at UNC Asheville, 2-9-17 (L, 104-101)

Played Overtime In Non-Conference Game

vs. Furman, 11-30-16 (W, 58-57/OT)

Played Overtime In Non-Conference Home Game

vs. Furman, 11-30-16 (W, 58-57/OT)

Played Overtime In Non-Conference Road Game

at Illinois, 11-21-16 (W, 84-80/OT)

Played In Back-To-Back Overtime Games:

2014-15 (Dec. 31, won 82-72 over Longwood, Jan. 3 lost 90-87 in double OT to High Point)

Shot over 50-59 percent from field

at High Point, 2-10-18 (.548, Won 82-70)

Shot over 60 percent or better from field

at Radford, 2-13-16 (.604-Won 86-84)

An opponent shot 50-59 percent from field

at UNC Asheville, 2-22-18 (.550-Lost 89-75)

An opponent shot 60 percent or better from field

at Auburn, 11-24-17 (.618-Lost 119-85)

Shot 50-59 percent from the field in a half

at Gardner-Webb, 2-15-18 (.533-2nd half)

Shot 60-69 percent from the field in a half

at Longwood, 1-24-18 (.656-2nd half)

Shot 70 percent or better from the field in a half

vs. Liberty, 1-16-16 (70%-2nd half)

Pulled down 50 rebounds or more

vs. Mars Hill, 11-21-17 (56)

Allowed 50 or more rebounds

vs. New Hampshire, 11-27-16 (51)

Had 40 Defensive rebounds

vs. Mars Hill, 11-21-17 (41)

Had 20 Offensive rebounds

vs. Truett-McConnell, 11-20-16 (20)

Allowed opponent 20 Offensive rebounds

avs. (6) Gardner-Webb, 3-5-16 (24)

Outrebounded Opponent by 20

at High Point, 2-10-18 (+20, W, 82-70)

Outrebounded by 20

at Colorado State, 11-14-17 (-22, L 80-76)

Won by 20-29 points

vs. UNC Asheville, 1-18-18 (W, 85-58/+27)

Won by 30-39 points

vs. Reinhardt, 12-2-17 (W, 107-76/+31)

Won by 40-49 points

vs. Central Penn, 11-18-17 (W, 106-65/+41)

Won by 50+ points

vs. Mars Hill, 11-21-17 (W, 104-49/+55)

Lost by 20-29 points

at #21 Maryland, 12-6-14 (L, 82-62/-20)

Lost by 30-39 points

at at Auburn, 11-24-17 (L, 119-85)

Lost by 40-49 points

vs. Duke, 3-14-02 (L, 84-37/-47)

Lost by 50+ points

at Syracuse, 11-22-96 (L, 106-51/-55)

Hit 10 or more threes

vs. Longwood, 2-18-18 (11)

Hit 15 or more threes

vs. Central Penn, 11-18-17 (19)

Allowed 10 or more threes

at UNC Asheville, 2-22-18 (13)

Allowed 15 or more threes

vs. Radford, 12-31-16 (16)

Did not hit a three-pointer in a game

vs. Presbyterian College, 2-14-12 (0-8)

Held opponent without a three-pointer

at Liberty, 1-22-15 (0-10)

Shot 60 percent from three (10 made min.)

vs. Charleston Southern, 1-27-16 (17-28/.607%)

Shot 100 percent from FT Line (10 made min.)

vs. Coastal Carolina, 2-18-16 (20-20)

Shot 50 percent or less from FT Line (15 FTA min.)

at Liberty, 2-1-18 (8-for-16/50%)

Attempted 30-39 Free Throws

at Gardner-Webb, 2-15-18 (25-34)

Attempted 40 or more free throws

at Manhattan College, 11-15-16 (36-42)

Dished Out 20 Assists

vs. Gardner-Webb, 1-15-18 (22)

Had 15 Or More Steals

vs. Greensboro College, 12-6-16 (20-One shy of school record)

No Steals in a game

No games since 1999-2000 (no records before)

Had 10 or More Blocks

at High Point, 2-10-18 (10)

Commit 5 or fewer turnovers in a game

at Coastal Carolina, 3-8-15 (5)

Commit 20 or more turnovers in a game

at UNC Asheville, 2-9-17 (20)

Commit 30 or more turnovers in a game

No games since 1994-95 (no team game-by-game available prior)

Had 3 players in double-figures

vs. Radford, 2-3-18 (Cooks 22, B. Broman 16, Ferguson 10)

Had 4 players in double-figures

at UNC Asheville, 2-22-18 (A. Broman 22, Pickett 16, Cooks 15, Ferguson 13)

Had 5 or more players in double-figures

vs. Longwood, 2-18-18 (A. Broman 16, Adam Pickett 14, Xavier Cooks 13, Josh Ferguson 13, B. Broman 11)

Had 6 or more players in double-figures

vs. Greensboro College, 12-6-16 (Johnson 20, Cooks 13, Prescott 13, Ferguson 13, Pickett 11, Davenport 11)

WINTHROP PLAYER...

Score 20-29 Points

2-22-18 at UNC Asheville (Anders Broman, 22)

Score 30-39 Points

2-15-18 at Gardner-Webb (Xavier Cooks, 36)

Score 40 Or More Points

2-9-17 at UNC Asheville (Keon Johnson, 40)

Had two players score 20 or more points same game

at Manhattan College, 11-15-16 (Davenport 22, Johnson 20)

Hit 10 Field Goals Or More

Xavier Cooks at Gardner-Webb, 2-15-18 (14-for-23)

Made 10 or more free throws

Bjorn Broman at High Point, 2-10-18 (11-for-12)

Made 5 or more threes

Bjorn Broman at Radford, 1-3-18 (7)

Had 20 or more rebounds

Xavier Cooks at Longwood (20)

Had 20 points, 20 rebounds same game

Xavier Cooks at Longwood (21 points, 20 rebounds)

Dish Out 10 Or More Assists

Reggie Middleton (12, vs. VMI, 1-7-12)

Record 5 Or More Steals

Adam Pickett (6, vs. Greensboro College, 12-6-16)

Have 5 Or More Blocks

Xavier Cooks at Gardner-Webb, 2-15-18 (6)

Register A Double-Double (Guard)

Adam Pickett (13 points, 10 rebounds at Gardner-Webb, 2-15-18)

Register A Double-Double (Forward/Center)

Josh Ferguson (13 points, 13 rebounds vs. Longwood, 2-18-18)

Register A Triple-Double

Xavier Cooks (11 points, 15 rebounds, 11 assists vs. Reinhardt, 12-2-17)

2017-18 MISC. STATS

Most First Half Points

Winthrop 59 vs. Central Penn
Opponents 58 at Auburn

Fewest First Half Points

Winthrop 19 at VCU
Opponents 21 at CH SOU/vs. PC

Largest Half Time Lead

Winthrop 37 vs. Central Penn
Opponents 6 vs. Southern Illinois

Largest Deficit in Win

Winthrop 10 at AL ST/CH SOU

Largest Lead In Loss

Winthrop 14 at Colorado State

Most Points 1st OT

Winthrop n/a
Opponents n/a

Most Second Half Points

Winthrop 57 at Alabama State
Opponents 61 at Auburn

Fewest Second Half Points

Winthrop 25 vs. Southern Illinois
Opponents 25 vs. Mars Hill

Largest Margin of Victory

Winthrop 55 vs. Mars Hill
Opponents 15 vs. Southern Illinois

Largest Deficit In Loss

Winthrop 36 at Auburn

Largest Lead In Win

Winthrop 60 vs. Mars Hill

Most Points 2nd OT

Winthrop n/a
Opponents n/a

First Player To Score

Cooks	10
Ferguson	8
Pickett	4
B. Broman	2
Ukaegbu	2
Zunic	2

First Off The Bench

Ukaegbu	14
Zunic	7
Smith	6
Falden	5
Ferguson	4
Awad	3
Pickett	2

Points Leader

	Sea.	Car.
Cooks	16	34
A. Broman	6	7
Pickett	3	3
B. Broman	2	2
Ferguson	2	2
Zunic	1	1
Ukaegbu	1	1

Rebound Leader

	Sea.	Car.
Ferguson	16	18
Cooks	14	69
Awad	1	1
Pickett	1	1
Ukaegbu	1	1
A. Broman	0	1

Assist Leader

	Sea.	Car.
B. Broman	10	33
Cooks	9	31
Pickett	4	8
A. Broman	4	7
Smith	4	4
Zunic	3	3
Ferguson	1	1
Blake	0	1

Steals Leader

	Sea.	Car.
B. Broman	8	28
A. Broman	7	13
Pickett	6	18
Ferguson	6	9
Smith	5	5
Cooks	3	28
Zunic	3	3
Falden	2	2
Awad	1	1
Hill	1	1
Ukaegbu	1	1
Poole	0	1
Blake	0	1

Blocks Leader

	Sea.	Car.
Cooks	21	68
Ferguson	8	11
Ukaegbu	5	5

Pickett	3	5
Pupavac	1	1
A. Broman	0	1
B. Broman	0	1

Dunks

	Sea.	Car.
Ferguson	44	53
Cooks	27	63
Ukaegbu	12	12
Blake	1	3
Awad	1	1
Pupavac	1	1
Pickett	0	2

Double-Figures

	Sea.	Car.
Cooks	26	84
A. Broman	18	30
B. Broman	16	28
Ferguson	15	16
Pickett	10	15
Smith	6	6
Zunic	6	6
Awad	5	5
Falden	2	2
Ukaegbu	1	1

20-29 Points

	Sea.	Car.
Cooks	8	25
A. Broman	3	3
B. Broman	1	1
Ferguson	1	1
Pickett	1	1

30+ Points

	Sea.	Car.
Cooks	2	3

40+ Points

	Sea.	Car.
none		

10+ Assists

	Sea.	Car.
Cooks	1	1

10+ Rebounds

	Sea.	Car.
Cooks	8	34
Ferguson	7	7
Pickett	1	1

20+ Rebounds

	Sea.	Car.
Cooks	0	1

5+ Steals

	Sea.	Car.
Pickett	0	1

Double-Doubles

	Sea.	Car.
Cooks	8	31
Ferguson	5	5
Pickett	1	1

20/20 Pts/Reb

	Sea.	Car.
Cooks	0	1

Triple-Doubles

	Sea.	Car.
Cooks	1	1

✓ Historical Check List

Largest Victory Margin Over Div. I Team
44, vs. VMI (85-41-home, 2007-08)

Largest Victory Margin All-Time
97 vs. Johnson & Wales (12-7-96)

Largest Losing Margin To Div. I Team
57 vs. Seton Hall (12-29-90)

Largest Losing Margin All-Time
71 vs. Morris (11-29-85)

Longest Winning Streak (All Games)
18 (2004-05)

Longest Winning Streak (Big South Games)
16 (2006-07)

Longest Losing Streak (All Games)
13 (1996-97)

Longest Losing Streak (Big South Games)
19 (2003-04 to 2004-05)

Most Wins In A Season All-Time
31 (1980-81)

Most Wins In A Season As Div. I School
29 (2006-07)

Most Losses In A Season All-Time
23 (1993-94)

Fewest Wins In A Season As Div. I School
4 (1993-94)

Most Home Wins All-Time
16 (2004-05)

Most Home Wins As Div. I School
16 (2004-05)

Most Away Wins All-Time
12 (1978-79, 2006-07)

Most Away Wins As Div. I School
12 (2006-07)

Most Home Wins In Winthrop Coliseum
16 (2004-05)

Most Big South Conference Wins (Season)
16 (2006-07)

Most Big South Conference Losses (Season)
15 (1993-94)

Most Points Scored In A Half All-Time
64 vs. Johnson & Wales (12-7-96)

Most Points Scored In A Half (Div. I)
64 vs. Johnson & Wales (12-7-96)

Fewest Points Scored In A Half (All Games)
6 at College of Charleston (1983)

Fewest Points Scored In A Half (Div. I)
11 vs. Washington St. (3-20-08)

Last Time Without A 3-Point Field Goal
0-8, vs. Presbyterian College (2-14-12)

WINTHROP'S ALL-TIME 30/40-POINT GAMES

40-POINT GAMES

Melvin Branham (Jr.)	45	Jan. 10, 1994 at Charleston Southern
David McMahan	42	Jan. 15, 1996 vs. Coastal Carolina
Keon Johnson	40	Feb. 9, 2017 at UNC Asheville
Michael Jenkins	40	Nov. 10, 2006 vs. North Greenville
Fred McKinnon	40	Nov. 29, 1985 vs. Morris College

30-POINT GAMES

Keon Johnson	39	Feb. 4, 2017 vs. Campbell
Mike Gaither	39	Nov. 18, 1982 vs. Coker College (Clover, SC)
Keon Johnson	38	Nov. 21, 2016 at Illinois
Jimmy Gavin	38	Nov. 27, 2015 at North Carolina State (Raleigh, NC)
Greg Lewis	38	Dec. 21, 1999 vs. UNC Greensboro
Keon Johnson	37	Dec. 31, 2016 vs. Radford
Robbie Waldrop	37	Feb. 12, 1998 at Charleston Southern
Xavier Cooks	36	Feb. 15, 2018 at Gardner-Webb
Keon Johnson	36	Jan. 27, 2016 vs. Charleston Southern
Fred McKinnon	36	Feb. 2, 1985 at Livingstone College
Charles Brunson	36	Nov. 25, 1980 at Voorhees
Fred McKinnon	35	Jan. 16, 1986 vs. Central Wesleyan College
Charles Brunson	35	Feb. 4, 1982 vs. Erskine
Charles Brunson	35	Dec. 10, 1980 at Belmont Abbey
David McMahan	34	Dec. 30, 1995 at Georgia State
Charles Brunson	34	Nov. 22, 1980 at Morris College
Charles Brunson	34	Nov. 19, 1980 vs. Allen University
Andre Jones	33	Dec. 27, 2011 at Georgia
Michael Jenkins	33	Mar. 6, 2008 vs. UNC Asheville (Big South Tourney Championship game)
Greg Lewis	33	Feb. 18, 2002 vs. Coastal Carolina
George Henson	33	Feb. 10, 1990 at Campbell
Shaun Wise	33	Dec. 28, 1989 at US International
Charles Brunson	33	Jan. 11, 1981 at Webber College
Keon Johnson	32	Feb. 13, 2016 at Radford
Keon Johnson	32	Dec. 31, 2015 vs. Campbell
Keon Johnson	32	Nov. 24, 2015 at USC Upstate
Torrell Martin	32	Feb. 24, 2007 at Coastal Carolina
Torrell Martin	32	Feb. 20, 2006 at Liberty
Melvin Branham (Jr.)	32	Jan. 27, 1994 at Towson State
Mark Hailey (Sr.)	32	Feb. 20, 1993 vs. Radford
Eddie Gay (Sr.)	32	Dec. 13, 1992 vs. The Citadel
Charles Brunson	32	Jan. 16, 1982 at USC-Aiken
Charles Brunson	32	Jan. 15, 1981 at USC-Spartanburg
Xavier Cooks	30	Dec. 5, 2017 at Georgia
Keon Johnson	31	Mar. 3, 2017 vs. #4 Gardner-Webb
Keon Johnson	31	Mar. 2, 2017 vs. #8 Charleston Southern
Keon Johnson	31	Jan. 28, 2017 vs. High Point
Jimmy Gavin	31	Mar. 6, 2016 vs. UNC Asheville (Buies Creek, NC-Big South Tourney Championship game)
Jimmy Gavin	31	Feb. 27, 2016 at Campbell
Torrell Martin	31	Dec. 4, 2006 at #12 Wisconsin
Ted Houpt	31	Feb. 12, 1987 at Howard University
Fred McKinnon	31	Nov. 22, 1985 vs. Wingate
Charles Brunson	31	Feb. 8, 1982 vs. Presbyterian College
Donnie Creamer	31	Dec. 9, 1978 at Erskine
Keon Johnson	30	Dec. 19, 2015 at Georgia Southern
Keon Moore	30	Jan. 3, 2015 vs. High Point
Tyson Waterman	30	Feb. 12, 1999 vs. Charleston Southern
Ronnie Creamer	30	Jan. 15, 1979 at Francis Marion
LaShawn Coulter	30	Jan. 21, 1995 at UNC Asheville
Mark Hailey (Jr.)	30	Nov. 23, 1991 vs. Averett College
Greg Washington	30	Dec. 15, 1988 vs. East Carolina
Fred McKinnon	30	Feb. 10, 1985 vs. Armstrong State
Ronnie Creamer	30	Nov. 18, 1978 vs. Catawba

FRESHMAN SINGLE-GAME HIGHS

POINTS

Robbie Waldrop	37	Feb. 12, 1998	at Charleston Southern
Keon Johnson	27	Feb. 26, 2014	vs. UNC Asheville
Keon Johnson	24	Dec. 29, 2013	at Hampton
Andre Jones	24	Feb. 4, 2009	vs. VMI
Tyson Waterman	24	Dec. 2, 1995	vs. Clemson
Tyrone Walker	23	Mar. 3, 2001	vs. Radford, (Big South Championship game)
LaShawn Coulter	22	Nov. 26, 1990	vs. College of Charleston
Andre Jones	21	Jan. 24, 2009	at Coastal Carolina
Keon Johnson	20	Nov. 23, 2013	vs. Virginia Intermont
Tyson Waterman	20	Feb. 29, 1996	vs. UNC Asheville (Big South Tournament)
Mark Hailey	20	Jan. 3, 1990	vs. Augusta
Tim Raxter	20	Feb. 17, 1979	vs. Newberry

REBOUNDS

Steve Napper	22	Jan. 29, 1994	at UMBG
Tim Raxter	14	Feb. 19, 1979	vs. Presbyterian College
Xavier Cooks	12	Mar. 8, 2015	at Coastal Carolina (Big South Tournament)
Steve Napper	12	Feb. 24, 1994	vs. Towson State
Melvin Branham	12	Feb. 8, 1992	vs. Liberty
Mike Griffin	12	Jan. 25, 1982	vs. Warren Wilson
Phillip Williams	11	Jan. 21, 2004	vs. Charleston Southern
Tyrone Walker	11	Mar. 13, 2001	vs. Northwestern State
Tyrone Walker	11	Feb. 3, 2001	vs. Elon
Mark Hailey	11	Feb. 12, 1990	vs. Radford
Mike Griffin	11	Jan. 18, 1982	vs. Central Wesleyan College
Alan Ours	11	Jan. 11, 1979	vs. Central Wesleyan College

ASSISTS

Mike Fayed	11	Feb. 13, 1992	vs. VMI
LaShawn Coulter	10	Dec. 15, 1990	at South Carolina State
Chris Gaynor	9	Dec. 2, 2004	vs. Barton
Robbie Dreher	8	Feb. 16, 2010	vs. Gardner-Webb
Reggie Middleton	8	Jan. 24, 2009	at Coastal Carolina
Chris Gaynor	8	Mar. 17, 2005	vs. #10 Gonzaga (NCAA Tournament)
Chris Gaynor	8	Jan. 22, 2005	vs. Coastal Carolina
Chris Gaynor	8	Jan. 15, 2005	vs. Radford

TOP 5 GAME HIGHS/LOWS UNDER PAT KELSEY

TEAM HIGHS

Points Scored (All Games)

116	vs. Rio Grande (OH), 12-28-15
107	vs. Reinhardt, 12-2-17
	vs. UNC Asheville, 2-26-14
106	vs. Central Penn, 11-18-17
	vs. Greensboro College, 12-6-16
	vs. Truett-McConnell, 11-17-15

Points 1st Half (All Games)

60	vs. Hampton, 11-14-15
59	vs. Central Penn, 11-18-17
55	at UNC Asheville, 1-6-16
54	vs. Reinhardt, 12-2-17
53	at Manhattan College, 11-15-16
	vs. Ferrum College, 1-11-16
	vs. UNC Asheville, 2-26-14

Points 2nd Half (All Games)

64	vs. Rio Grande (OH), 12-28-15
59	vs. Truett-McConnell, 11-17-15
57	at Alabama State, 12-16-17
	vs. Charleston Southern, 1-27-16
56	vs. Campbell, 12-31-15
	vs. Reinhardt, 12-21-14
	vs. Roanoke College, 11-9-13

Points Scored (Big South Only)

107	vs. UNC Asheville (OT), 2-26-14
101	at UNC Asheville, 2-9-17
97	vs. Charleston Southern, 1-27-16
90	vs. Gardner-Webb, 1-15-18
88	vs. Longwood, 2-11-16
	vs. Campbell, 2-8-14

Points 1st Half (Big South Only)

55	at UNC Asheville, 1-6-16
53	vs. UNC Asheville, 2-26-14
51	at Campbell, 2-27-16
48	vs. Radford, 1-30-16
	at Longwood, 1-24-16
	vs. UNC Asheville, 3-8-14

Points 2nd Half (Big South Only)

57	vs. Charleston Southern, 1-27-16
56	vs. Campbell, 12-31-15
54	at Longwood, 1-24-18
52	vs. Gardner-Webb, 1-15-18
51	at Liberty, 2-2-16
	at Longwood, 2-21-15

Points Allowed (All Games)

101	at Hampton (2OT), 12-29-13
100	vs. UNC Asheville (OT), 2-26-14
95	vs. Hampton, 11-14-15
92	at VCU, 11-16-13
90	vs. Campbell, 12-31-15
	vs. High Point (2OT), 1-3-15
	vs. VCU, 11-17-12

Points Allowed 1st Half (All Games)

53	at Radford, 1-3-18
	at Florida State, 11-18-16
	vs. UNC Asheville, 2-26-14
50	at Campbell, 1-6-18
	vs. Alabama State, 12-22-15

Points Allowed 2nd Half (All Games)

54	vs. Campbell, 12-31-15
	at UNC Asheville, 1-14-15
	at Maryland, 12-6-14
53	vs. UNC Asheville, 3-6-16
50	at Dayton, 12-3-16

Points Allowed (Big South Only)

100	at Florida State, 11-18-16
100	vs. UNC Asheville (OT), 2-26-14
90	vs. Campbell, 12-31-15
	vs. High Point (2OT), 1-3-15
88	at Campbell, 1-6-18
	at Liberty, 2-2-16

Points Allowed 1st Half (Big South Only)

53	at Radford, 1-3-18
	vs. UNC Asheville, 2-26-14
50	at Campbell, 1-6-18
47	at High Point, 2-25-16
	vs. UNC Asheville, 2-26-14
	at UNC Asheville, 1-22-14

Points Allowed 2nd Half (Big South Only)

54	vs. Campbell, 12-31-15
	at UNC Asheville, 1-14-15
49	at Gardner-Webb, 1-26-17
48	at High Point, 2-10-18
	at UNC Asheville, 1-6-16

Scoring Margin (all opponents)

+55	vs. Mars Hill, 11-21-17
+45	vs. Mars Hill, 12-9-14
+43	vs. Greensboro College, 12-6-16
+41	vs. Central Penn, 11-18-17

+34 vs. Virginia Intermont, 11-23-13

Scoring Margin (D1 opponents only)

+37	at Presbyterian College, 2-25-17
+27	vs. UNC Asheville, 1-18-18
	vs. Presbyterian College, 2-28-15
+26	vs. Campbell, 2-8-14
+25	vs. Charleston Southern, 1-27-16
+24	at Longwood, 2-21-15

Field Goals Made

45	vs. Rio Grande (OH), 12-28-15
44	vs. Reinhardt, 12-2-17
42	vs. Greensboro College, 12-6-16
39	vs. Virginia Intermont, 11-23-13
38	vs. Reinhardt, 12-21-14

Field Goals Attempted

80	vs. Reinhardt, 12-2-17
	vs. Greensboro College, 12-6-16
72	vs. Rio Grande (OH), 12-28-15
71	vs. Mars Hill, 11-21-17
	vs. UNC Asheville, 3-6-16

Field Goal Percentage

.667	vs. Reinhardt, 12-21-14
.625	vs. Rio Grande (OH), 12-28-15
.604	at Radford, 2-13-16
.596	vs. UNC Asheville, 2-18-15
.580	vs. UNC Asheville, 3-8-14
.574	vs. Virginia Intermont, 11-23-13

Free Throws Made

36	at Manhattan College, 11-15-16
34	at Hampton, 12-29-13
29	vs. Radford, 1-30-16
28	at High Point, 2-10-18
	vs. Presbyterian College, 12-5-15
	vs. Truett-McConnell, 11-17-15

Free Throws Attempted

42	at Manhattan College, 11-15-16
41	vs. Presbyterian College, 12-5-15
40	vs. Radford, 1-30-16
	vs. Appalachian State, 12-16-13
39	vs. Truett-McConnell, 11-17-15

Free Throw Percentage (10 made)

1.000	vs. Coastal Carolina, 2-18-16 (20-20)
	vs. Liberty, 3-5-14 (21-21)
.952	at Georgia Southern, 12-19-15 (20-21)
.895	at Hampton, 12-29-13 (34-38)
.893	vs. #4 Gardner-Webb, 3-3-17 (25-28)

Three-point Field Goals Made

19	vs. Central Penn, 11-18-17
17	at High Point, 1-4-17
	vs. Charleston Southern, 1-27-16
16	at Presbyterian College, 2-25-17
	vs. Longwood, 2-11-16

Three-point Field Goal Attempts

37	vs. Reinhardt, 12-2-17
36	at Colorado State, 11-14-17
	vs. Longwood, 1-7-17
35	vs. Longwood, 2-11-16
34	at High Point, 1-4-17

Three-point Field Goal Percentage (7 made)

.607	vs. Charleston Southern, 1-27-16 (17-28)
.594	vs. Central Penn, 11-18-17 (19-32)
.556	vs. Reinhardt, 12-21-14 (10-18)
	vs. UNC Asheville, 2-26-14 (15-27)
.550	vs. Presbyterian College, 3-1-14 (11-20)

Rebounds

56	vs. Mars Hill, 11-21-17
52	vs. Hampton, 12-30-12
49	vs. UNC Asheville, 3-6-16
49	vs. Mars Hill, 12-9-14
48	at Longwood, 2-15-17

Offensive Rebounds

21	at Auburn, 12-17-14
20	vs. Truett-McConnell, 11-17-15
18	at Hampton, 12-29-13
	at Indiana State, 11-13-12
17	vs. Charleston Southern, 2-23-17

Assists

24	vs. Mars Hill, 11-21-17
23	vs. Reinhardt, 12-2-17
22	vs. Gardner-Webb, 1-15-18
	vs. Barber-Scotia 2-6-14
	vs. Virginia Intermont, 11-23-13

Steals

20	vs. Greensboro College, 12-6-16
13	vs. Radford, 2-3-18
	vs. Charleston Southern, 2-2-15
	vs. Mars Hill, 12-9-14
	at Savannah St., 11-20-14

12 vs. Rio Grande (OH), 12-28-15

Blocked Shots

11	vs. Liberty, 2-4-15
10	at High Point, 2-10-18
	at Charleston Southern, 12-29-16
9	vs. UNC Asheville, 1-18-18
	vs. #4 Gardner-Webb, 3-3-17
	vs. Radford, 12-31-16
	vs. High Point, 1-14-16
	vs. Reinhardt, 12-21-14
	vs. Savannah St., 12-1-14

Turnovers

25	at High Point, 2-10-18
	vs. High Point, 12-30-17
	at #14 VCU, 11-16-13
22	at UNC Asheville, 1-6-16
21	vs. Savannah St., 12-1-14
	at Hampton, 12-29-13
	vs. VCU, 11-17-13

Fouls

34	at Manhattan College, 11-15-16
31	at Clemson, 11-17-14
	at Hampton, 12-29-13
30	at VCU, 11-16-13
29	at Gardner-Webb, 2-19-13

TEAM LOWS

Points Scored

47	at Dayton, 1-1-14
	vs. Charleston Southern, 3-7-13
50	at Campbell, 2-26-15
	at Ohio 12-15-12
	vs. Hampton 12-30-12
51	vs. Gardner-Webb, 1-14-15

Points 1st Half

17	vs. Wofford, 12-21-13
	vs. Lenoir-Rhyne, 11-20-12
19	at VCU, 12-19-17
	at Wofford, 11-28-12
20	at Ohio, 12-15-12

Points 2nd Half

19	at Dayton, 1-1-14
22	at Gardner-Webb, 2-19-13
	at VMI, 1-12-13
23	vs. Radford, 3-5-13
25	(five times)

Field Goals Made

15	vs. Gardner-Webb, 1-14-15
16	at Ohio, 12-15-12
	vs. Charleston Southern, 3-7-13
17	at Dayton, 1-1-14
18	vs. SE Louisiana, 2-23-13
	at Gardner-Webb, 2-19-13
	vs. Coastal Carolina, 1-30-13
	vs. VCU, 11-17-12

Field Goals Attempted

39	at Presbyterian College, 2-16-13
42	at Gardner-Webb, 2-19-13
43	vs. SE Louisiana, 2-23-13
45	(four times most recent vs. Charleston So. 2-13-13)

Field Goal Percentage

.278	vs. Gardner-Webb, 1-14-15
.317	vs. VMI, 1-25-14
.320	vs. Charleston Southern, 3-7-13
	(16-50)
.322	at Indiana State, 11-13-12 (19-59)
.328	at Gardner-Webb, 1-20-16 (22-67)

Free Throws Made

3	vs. New Hampshire, 11-27-16 (3-11)
	at VMI, 1-12-13 (3-5)
4	at Radford, 1-26-13 (4-8)
5	vs. (4) Butler, 3-16-17 (5-10)
	at Gardner-Webb, 1-10-15 (5-8)

Free Throws Attempted

5	at VMI, 1-12-13 (3-5)
8	at Gardner-Webb, 1-10-15 (5-8)
	at Radford, 1-26-13 (4-8)
9	at Presbyterian College, 1-8-15 (8-9)
10	vs. (4) Butler, 3-16-17 (5-10)
	at High Point, 2-11-15

Free Throw Percentage

.273	vs. New Hampshire, 11-27-16 (3-11)
.400	at Coastal Carolina, 1-2-16 (8-20)
.421	at UNC Asheville, 1-22-14 (8-19)
.435	at Auburn, 12-17-14 (10-for-23)

Three-point Field Goals Made

2	vs. Ferrum College, 11-12-16 (2-for-21)
	at Campbell, 2-26-15 (2-for-17)
	vs. North Carolina Central, 1-2-13 (2-10)

TOP 5 GAME HIGHS/LOWS UNDER PAT KELSEY

3	vs. Radford, 3-5-13 (2-14) (five times)
Three-point Field Goal Attempts	
9	at Presbyterian College, 2-16-13
10	at Liberty, 1-22-15
	vs. North Carolina Central, 1-2-13
11	vs. UNC Asheville, 3-8-14
12	vs. Liberty, 2-4-15
Three-point Field Goal Percentage	
.095	vs. Ferrum College, 11-12-16 (2-21)
.115	vs. UNC Asheville, 3-6-16 (5-33)
.118	at Campbell, 2-26-15 (2-17)
.120	at VCU, 12-19-17 (3-for-25)
.136	at Coastal Carolina, 1-2-16 (3-22)
.143	vs. Radford, 3-5-13 (2-14)
	vs. Charleston Southern, 3-7-13 (4-28)
Rebounds	
19	at Presbyterian College, 2-16-13
22	vs. Radford, 1-29-14
	at Virginia Tech, 12-3-13
23	vs. UNC Asheville, 2-18-15
	at Dayton, 1-1-14
	at Gardner-Webb, 2-19-13
Assists	
4	Liberty, 2-4-15
	Savannah St., 12-1-14
	Radford, 3-5-13
5	Longwood, 12-31-14
6	Pfeiffer, 11-15-14
	(6 times)
Steals	
1	at Radford, 2-1-17
	at Florida State, 11-18-16
	at Charleston Southern, 12-2-15
	vs. Hampton, 12-30-12
	at Charleston Southern, 1-9-13
2	(7 times)
Blocked Shots	
0	(7 times, most recent vs. VMI, 1-25-14)
1	(15 times)
Turnovers	
5	at Coastal Carolina, 3-8-15
6	vs. Presbyterian College, 1-11-17
	at Clemson, 11-17-14
	at Coastal Carolina 3-9-14
7	at Radford,, 1-3-18
	at St. Louis, 12-22-16
	vs. Virginia Intermont, 11-23-13
INDIVIDUAL GAME-HIGHS	
Points Scored	
40	Keon Johnson (at UNC Asheville, 2-9-17)
39	Keon Johnson (vs. Campbell, 2-4-17)
38	Keon Johnson (at Illinois, 11-21-16)
	Jimmy Gavin (at North Carolina St., 11-27-15)
37	Keon Johnson (vs. Radford, 12-31-16)
Field Goals Made	
15	Keon Johnson (at Illinois, 11-21-16)
14	Xavier Cooks (at Gardner-Webb, 2-15-18)
	Keon Johnson (at UNC Asheville, 2-9-17)
	Keon Johnson (vs. Campbell, 2-4-17)
12	Keon Johnson (vs. Radford, 12-31-16)
	Xavier Cooks (vs. New Hampshire, 11-27-16)
	Jimmy Gavin (vs. UNC Asheville, 3-6-16)
Field Goals Attempted	
29	Keon Johnson (at UNC Asheville, 2-9-17)
26	Keon Johnson (vs. Radford, 12-31-16)
25	Jimmy Gavin (vs. UNC Asheville, 3-6-16)
24	Xavier Cooks (at Georgia, 12-5-17)
23	Xavier Cooks (at Gardner-Webb, 2-15-18)
Field Goal Percentage (5 made)	
1.000	Xavier Cooks vs. High Point, 1-14-16 (8-8)
	James Bourne vs. Virginia Intermont, 11-23-13 (6-6)
	Larry Brown at CSU, 1-0-12 (5-5)
	Keon Johnson vs. Rio Grande-OH, 12-28-15 (9-10)
.900	Joab Jerome at PC, 2-16-13 (8-9)
.889	Keon Johnson at UNCA, 1-6-16 (7-8)
.875	Xavier Cooks vs. Reinhardt, 12-21-14 (7-8)
	Joab Jerome at ETSU, 11-19-13 (7-8)
Free Throws Made	
16	Joshua Davenport at Manhattan College, 11-15-16
14	Keon Johnson vs. #4 Gardner-Webb, 3-3-17
14	Keon Johnson at USC Upstate, 11-24-15
12	Keon Johnson at Jacksonville St., 12-3-14
	Joab Jerome vs. SE Louisiana, 2-23-13
Free Throws Attempted	
18	Joshua Davenport at Manhattan College, 11-15-16
17	Joab Jerome vs. SE Louisiana, 2-23-13
16	Keon Johnson at USC Upstate, 11-24-15

15	Keon Johnson vs. #4 Gardner-Webb, 3-3-17
	Keon Johnson at Liberty, 2-2-16
Free Throw Percentage (7 made min.)	
1.000	Keon Johnson, at Dayton, 12-3-16 (8-8)
	Keon Johnson vs. Coastal Carolina, 2-18-16 (10-10)
	Keon Johnson at Radford, 2-13-16 (10-10)
	Keon Moore, vs. #9 Longwood, 3-7-15 (8-8)
	Joab Jerome vs. Liberty, 3-5-14 (9-9)
	Joab Jerome, vs. Coastal Carolina, 2-19-14 (7-7)
Three-point Field Goals Made	
10	Keon Johnson vs. Charleston Southern, 1-27-16
7	Bjorn Broman at Radford, 1-3-18
	Keon Johnson at High Point, 1-4-17
	Jimmy Gavin at Campbell, 2-27-16
	Jimmy Gavin vs. Longwood, 2-11-16
	Jimmy Gavin at North Carolina St., 11-27-15
	Keon Moore at High Point, 2-11-15
	Keon Moore vs. Pfeiffer, 11-15-14
Three-point Field Goal Attempts	
14	Keon Johnson vs. Charleston Southern, 2-23-17
	Jimmy Gavin vs. Longwood, 2-11-16
13	Jimmy Gavin vs. UNC Asheville, 3-6-16
	Keon Johnson vs. Charleston Southern, 1-27-16
	Keon Johnson vs. Campbell, 12-31-15
Three-point Field Goal Percentage	
1.000	Jimmy Gavin vs. Hampton, 11-14-15 (5-5)
	Josh Davenport, at N.C. Central, 12-18-13 (3-3)
	Christian Farmer vs. SE Louisiana, 2-23-13 (3-3)
.875	Keon Johnson at High Point, 1-4-17 (7-8)
.833	Keon Johnson vs. UNC Asheville, 2-26-14 (5-6)
Rebounds	
20	Xavier Cooks at Longwood, 2-15-17
15	Xavier Cooks at Gardner-Webb, 2-15-18
	Josh Ferguson vs. South Carolina State, 11-26-17
	Xavier Cooks vs. (4) Gardner-Webb, 3-3-17
14	Xavier Cooks vs. (7) Campbell, 3-5-17
	Xavier Cooks at St. Louis, 12-22-16
Assists	
11	Xavier Cooks vs. Reinhardt, 12-2-17
9	Brandon Vega vs. Barber-Scotia 2-6-14
8	Xavier Cooks vs. Gardner-Webb, 1-15-18
	Andre Smith vs. ETSU, 11-24-14
	Andre Smith vs. Pfeiffer, 11-15-14
	Brandon Vega vs. Virginia Intermont, 11-23-13
Steals	
6	Adam Pickett, vs. Greensboro College, 12-6-16
5	Andre Smith, vs. Pfeiffer, 11-15-14
	Keon Moore, vs. Gardner-Webb, 1-15-14
4	Anders Broman at Campbell, 1-6-18
	Adam Pickett vs. Gardner-Webb, 2-11-17
	Josh Davenport, 11-20-14
	Gideon Gamble, vs. Charleston Southern, 3-7-13
	Andre Smith, vs. Coastal Carolina, 1-30-13
Blocked Shots	
6	Xavier Cooks at Gardner-Webb, 2-15-18
	Xavier Cooks vs. #4 Gardner-Webb, 3-3-17
	Duby Okeke vs. High Point, 1-14-16
5	Xavier Cooks vs. Radford, 2-3-18
	Xavier Cooks vs. High Point, 1-28-17
	Duby Okeke at Charleston Southern, 12-29-16
	Duby Okeke vs. #6 Gardner-Webb, 3-5-16
	Duby Okeke vs. Charleston Southern, 1-27-16
	Duby Okeke at Charleston Southern, 12-2-15
	Duby Okeke at USC Upstate, 11-24-15
	Xavier Cooks vs. Liberty, 2-4-15
	Duby Okeke at Presbyterian College, 1-8-15
4	(15 times)-most recently by Cooks vs. Asheville 1-18-18
Turnovers	
8	Xavier Cooks vs. Furman, 11-30-16
	Joab Jerome vs. Coastal Carolina, 2-19-14
7	Xavier Cooks vs. Radford, 2-3-18
	Xavier Cooks vs. Southern Illinois, 11-10-17
	Xavier Cooks at UNC Asheville, 2-9-17
	Joab Jerome vs. UNCA, 3-2-13
6	Xavier Cooks at Gardner-Webb, 2-15-18
	Xavier Cooks at High Point, 2-10-18
	Nych Smith at Alabama State, 11-16-17
	Xavier Cooks, at FSU, 11-18-16
	Xavier Cooks, at Illinois, 11-21-16
	Keon Moore at UNC Asheville, 1-14-15
	Andre Smith vs. VCU, 11-17-12

Winthrop Year-By-Year Team Offensive Stats

YEAR	FG%	FT%	3PFG%	REBOUNDS	ASSISTS	TURNOVERS	BLOCKS	STEALS	SCORING	GAMES
78-79	.480	.642	n/a	1613/46.0	818	484	158	351	78.6	35
79-80	.483	.710	n/a	1426/47.5	646	410	148	279	79.1	30
80-81	.516	.693	n/a	1598/40.9	653	554	157	390	73.4	39
81-82	.500	.692	n/a	1299/39.3	524	508	124	237	68.8	33
82-83	.489	.716	n/a	1185/33.8	543	615	89	344	65.0	35
83-84	.476	.741	n/a	1089/34.0	510	430	99	177	67.4	32
84-85	.494	.676	n/a	901/33.4	322	470	61	181	64.8	27
85-86	.530	.668	n/a	1157/39.9	380	475	97	227	79.8	29
86-87	.497	.682	.409	998/35.6	338	485	28	151	66.6	28
87-88	.493	.677	.431	1011/33.7	374	471	56	196	65.5	30
88-89	.497	.747	.348	984/33.9	388	401	51	183	69.3	29
89-90	.487	.736	.396	990/34.1	419	496	63	231	72.1	29
90-91	.466	.627	.367	904/32.3	370	536	63	192	62.5	28
91-92	.466	.677	.328	784/28.0	354	514	74	191	60.6	28
92-93	.466	.682	.375	1074/35.8	489	488	80	225	83.6	30
93-94	.400	.693	.359	995/36.9	404	445	66	189	72.1	27
94-95	.417	.678	.354	914/33.9	425	429	63	216	71.8	27
95-96	.423	.647	.330	936/36.0	362	457	68	180	68.5	26
96-97	.429	.630	.327	1040/38.5	376	456	109	218	71.3	27
97-98	.390	.618	.348	952/35.3	357	414	80	218	63.4	27
98-99	.432	.655	.374	1034/35.7	414	440	79	215	68.8	29
99-00	.426	.664	.386	1171/39.0	406	474	104	215	73.1	30
00-01	.408	.687	.351	1103/35.6	351	441	78	223	65.7	31
01-02	.418	.655	.308	1178/38.0	359	459	129	236	67.5	31
02-03	.430	.646	.344	1114/37.1	381	436	155	231	70.1	30
03-04	.433	.696	.322	953/34.0	363	401	124	246	66.3	28
04-05	.445	.677	.364	1153/34.9	477	464	125	269	68.0	33
05-06	.448	.692	.362	1127/36.4	490	439	102	298	73.4	31
06-07	.477	.624	.360	1279/37.6	567	445	126	268	74.9	34
07-08	.438	.591	.370	1195/35.1	435	439	125	285	64.9	34
08-09	.406	.672	.284	1031/34.4	332	403	118	197	61.1	30
09-10	.380	.644	.248	1276/38.7	346	402	135	283	61.9	33
10-11	.415	.643	.307	1121/37.4	352	394	98	223	65.8	30
11-12	.421	.656	.310	1080/33.8	349	393	104	217	63.6	32
12-13	.416	.688	.315	1008/32.5	294	403	67	150	60.0	31
13-14	.445	.713	.397	1072/32.5	378	412	89	211	74.0	33
14-15	.449	.724	.359	1127/35.2	388	387	140	224	73.6	32
15-16	.476	.749	.371	1,160/36.2	378	403	174	174	82.2	32
16-17	.455	.717	.373	1,224/37.1	423	430	169	216	79.2	33
17-18	.481	.722	.381	1,023/36.5	419	383	128	196	80.9	28

Winthrop Year-By-Year Team Defensive Stats

YEAR	FG%	FT%	3PFG%	REBOUNDS	ASSISTS	TURNOVERS	BLOCKS	STEALS	SCORING	GAMES
78-79	.423	.692	.000	1397/39.9	n/a	n/a	n/a	n/a	74.4	35
79-80	.449	.711	.000	1174/39.1	398	n/a	60	n/a	75.6	30
80-81	.439	.689	.000	1258/32.3	443	n/a	n/a	n/a	64.7	39
81-82	.462	.704	.000	997/30.2	381	399	54	171	64.8	33
82-83	.501	.696	.000	1102/31.4	374	452	86	299	67.2	35
83-84	.429	.609	.000	1080/33.8	510	430	99	177	67.4	32
84-85	.470	.712	.000	943/34.9	331	382	50	215	67.0	27
85-86	.463	.632	.000	1075/37.1	341	450	58	257	70.1	29
86-87	.464	.641	.419	928/33.1	n/a	n/a	n/a	n/a	68.9	28
87-88	.432	.680	.371	882/29.4	n/a	n/a	n/a	n/a	61.9	30
88-89	.459	.649	.379	838/28.8	304	381	51	183	65.1	29
89-90	.465	.639	.379	943/32.5	329	452	89	183	71.8	29
90-91	.488	.653	.379	934/33.4	428	421	86	254	73.2	28
91-92	.471	.659	.374	794/28.4	397	403	90	288	69.5	28
92-93	.473	.651	.424	1038/34.6	555	570	67	227	83.9	30
93-94	.493	.671	.376	1245/46.1	532	383	136	222	86.9	27
94-95	.478	.674	.349	1140/42/2	481	437	107	225	81.9	27
95-96	.472	.653	.386	963/37.0	448	355	87	216	76.2	26
96-97	.415	.652	.318	1079/40.0	402	422	96	212	71.9	27
97-98	.442	.663	.353	1071/39.7	424	464	90	205	70.8	27
98-99	.425	.683	.344	979/33.8	345	458	81	228	64.7	29
99-00	.394	.694	.305	1064/35.5	343	482	108	195	64.7	30
00-01	.423	.677	.320	1011/32.6	349	469	128	197	61.8	31
01-02	.410	.686	.313	1081/34.9	349	452	105	212	65.1	31
02-03	.405	.665	.345	1066/35.5	361	470	92	193	64.7	30
03-04	.443	.638	.392	886/31.6	353	453	77	197	63.6	28
04-05	.399	.659	.333	1050/31.8	361	505	71	210	59.4	33
05-06	.395	.753	.301	959/30.9	364	534	88	196	61.2	31
06-07	.411	.655	.326	1053/31.0	389	505	86	208	61.4	34
07-08	.396	.682	.314	1094/32.2	411	517	88	216	58.5	34
08-09	.421	.707	.339	1074/35.8	391	403	75	204	66.4	30
09-10	.397	.672	.297	1228/37.2	392	507	122	207	61.4	33
10-11	.416	.680	.330	1105/36.8	362	428	123	189	66.9	30
11-12	.445	.710	.377	1051/32.8	411	447	109	173	66.0	32
12-13	.403	.740	.310	1017/32.8	352	361	96	201	61.2	31
13-14	.461	.701	.362	1127/34.2	400	469	140	209	71.4	33
14-15	.408	.695	.324	1143/35.7	337	434	111	194	67.5	32
15-16	.424	.711	.338	1,202/37.6	366	377	102	196	75.9	32
16-17	.408	.722	.313	1,207/36.6	331	462	108	199	70.4	33
17-18	.418	.738	.332	973/34.8	323	392	83	206	71.9	28

LAST MEETING (1-12-18/Buc Dome)

Official Basketball Box Score -- Game Totals -- Final Statistics

Winthrop vs Charleston So.

01/12/18 7:30 p.m. at Charleston, S.C. (Buccaneer Field House)

Winthrop 64 • 8-8 (2-3)

#	Player		Total	3-Ptr	Rebounds			PF	TP	A	TO	Blk	Stl	Min
			FG-FGA	FG-FGA	FT-FTA	Off	Def	Tot						
12	COOKS, Xavier	f	5-8	0-0	5-7	1	7	8	1	15	0	5	1	23
25	FERGUSON, Josh	f	2-6	0-1	2-2	5	8	13	2	6	0	3	1	33
10	BROMAN, Anders	g	1-7	1-6	2-2	1	3	4	1	5	3	2	0	31
13	BROMAN, Bjorn	g	4-7	4-7	0-0	0	3	3	0	12	4	1	0	31
14	PICKETT, Adam	g	3-8	1-1	2-2	3	2	5	4	9	1	2	0	23
11	FALDEN, Charles		1-3	1-1	0-0	0	3	3	1	3	2	2	0	16
15	UKAEGBU, Jermaine		0-1	0-0	0-0	0	1	1	1	0	0	1	0	10
21	ZUNIC, Kyle		1-5	1-4	2-2	0	2	2	0	5	3	1	0	19
22	AWAD, Austin		3-5	3-5	0-0	1	4	5	0	9	1	0	0	14
Team						0	1	1						
Totals			20-50	11-25	13-15	11	34	45	10	64	14	17	2	200

FG % 1st Half:	11-26	42.3%	2nd half:	9-24	37.5%	Game:	20-50	40.0%	Deadball
3FG % 1st Half:	7-15	46.7%	2nd half:	4-10	40.0%	Game:	11-25	44.0%	Rebounds
FT % 1st Half:	3-3	100.0%	2nd half:	10-12	83.3%	Game:	13-15	86.7%	1

Charleston So. 53 • 6-10 (1-4)

#	Player		Total	3-Ptr	Rebounds			PF	TP	A	TO	Blk	Stl	Min
			FG-FGA	FG-FGA	FT-FTA	Off	Def	Tot						
12	Ty Jones	f	4-5	1-1	0-0	0	0	0	2	9	2	2	1	18
13	Jordan Jones	f	3-4	0-0	0-0	1	0	1	4	6	0	0	1	13
04	Deontaye Buskey	g	2-6	0-3	0-2	1	1	2	2	4	1	1	1	26
11	Christian Keeling	g	4-14	1-7	1-1	1	5	6	3	10	3	2	1	36
24	Phlandrous Fleming	g	2-12	1-8	0-0	0	2	2	2	5	4	2	0	30
00	Jamaal David		0-1	0-1	0-0	0	0	0	0	0	0	0	0	1
01	Travis McConico		4-11	3-7	0-0	1	2	3	1	11	1	1	1	28
02	Cortez Mitchell		1-2	0-0	0-0	0	3	3	2	2	1	1	0	18
05	Jamar Martin		0-4	0-3	0-0	1	3	4	1	0	0	0	0	11
23	Javis Howard		3-4	0-0	0-0	1	2	3	0	6	1	0	1	19
Team						1	2	3						
Totals			23-63	6-30	1-3	7	20	27	17	53	13	9	6	200

FG % 1st Half:	9-27	33.3%	2nd half:	14-36	38.9%	Game:	23-63	36.5%	Deadball
3FG % 1st Half:	3-14	21.4%	2nd half:	3-16	18.8%	Game:	6-30	20.0%	Rebounds
FT % 1st Half:	0-2	0.0%	2nd half:	1-1	100.0%	Game:	1-3	33.3%	1

Officials:

Technical fouls: Winthrop-None. Charleston So.-None.

Attendance: 881

Score by periods	1st	2nd	Total
Winthrop	32	32	64
Charleston So.	21	32	53

	In	Off	2nd	Fast	
Points	Paint	T/O	Chance	Break	Bench
WINTHR	16	7	17	3	17
CHSOU	28	16	2	9	19

Last FG - WINTHROP 2nd-04:36, CHSOU 2nd-01:02.

Largest lead - WINTHROP by 18 2nd-10:52, CHSOU by 10 1st-11:06.

WINTHROP led for 27:19. CHSOU led for 10:14. Game was tied for 02:27.

Score tied - 1 time.

Lead changed - 3 times.

ALL-TIME VS. CHARLESTON SOUTHERN

DATE	Home/Away/Neutral	Won/Lost	Series Record	BSC Record
Jan. 8, 1987	Away	Lost, 58-49	0-1	0-1
Jan. 15, 1987	Home	Lost, 69-56	0-2	0-2
Jan. 25, 1988	Home	Lost, 73-70	0-3	0-3
Feb. 18, 1988	Away	Lost, 85-78	0-4	0-4
Jan. 7, 1989	Away	Lost, 64-63	0-5	0-5
Jan. 28, 1989	Home	Won, 70-61	1-5	1-5
Mar. 2, 1989	Home (BSCT semis)	Won, 81-68	2-5	
Jan. 11, 1990	Home	Won, 69-67	3-5	2-5
Jan. 27, 1990	Away	Lost, 75-67	3-6	2-6
Mar. 1, 1990	Home (BSCT 1st Rnd)	Won, 61-53	4-6	
Jan. 10, 1991	Away	Won, 70-64	5-6	3-6
Jan. 26, 1991	Home	Won, 67-65	6-6	4-6
Jan. 18, 1992	Away	Lost, 76-69	6-7	4-7
Feb. 1, 1992	Home	Lost, 62-55	6-8	4-8
Jan. 20, 1993	Home	Lost, 76-65	6-9	4-9
Feb. 27, 1993	Away	Lost, 94-87	6-10	4-10
Jan. 10, 1994	Away	Won, 101-96	7-10	5-10
Feb. 7, 1994	Home	Lost, 90-89	7-11	5-11
Jan. 9, 1995	Home	Lost, 85-74	7-12	5-12
Feb. 6, 1995	Away	Lost, 91-73	7-13	5-13
Jan. 18, 1996	Away	Lost, 86-69	7-14	5-14
Jan. 30, 1996	Home	Lost, 82-73	7-15	5-15
Jan. 30, 1997	Away	Lost, 76-65	7-16	5-16
Feb. 13, 1997	Home	Lost, 75-71	7-17	5-17
Jan. 29, 1998	Home	Won, 58-57	8-17	6-17
Feb. 12, 1998	Away	Won, 88-81	9-17	7-17
Jan. 23, 1999	Away	Won, 71-62	10-17	8-17
Feb. 12, 1999	Home	Won, 86-77	11-17	9-17
Feb. 26, 1999	Neutral (BSCT 1st Rnd)	Won, 70-61	12-17	
Feb. 2, 2000	Home	Won, 75-41	13-17	10-17
Feb. 19, 2000	Away	Won, 79-65	14-17	11-17
Mar. 3, 2000	Neutral (BSCT 1st Rnd)	Won, 90-65	15-17	
Feb. 1, 2001	Away	Lost, 58-55	15-18	11-18
Feb. 17, 2001	Home	Won, 76-51	16-18	12-18
Jan. 24, 2002	Home	Lost, 66-63 (OT)	16-19	12-19
Feb. 16, 2002	Away	Won, 57-55	17-19	13-19
Jan. 29, 2003	Away	Won, 72-69 (OT)	18-19	14-19
Feb. 22, 2003	Home	Won, 75-56	19-19	15-19
Jan. 21, 2004	Home	Won, 68-50	20-19	16-19
Feb. 21, 2004	Away	Won, 72-48	21-19	17-19
Jan. 25, 2005	Home	Won, 58-45	22-19	18-19
Feb. 26, 2005	Away	Won, 65-62 (OT)	23-19	19-19
Mar. 4, 2005	Home (BSCT Champ)	Won, 68-46	24-19	
Jan. 16, 2006	Away	Won, 79-61	25-19	20-19
Jan. 28, 2006	Home	Won, 76-59	26-19	21-19
Jan. 8, 2007	Away	Won, 72-62	27-19	22-19
Feb. 14, 2007	Home	Won, 78-54	28-19	23-19
Feb. 27, 2007	Home (BSCT 1st Rnd)	Won, 72-42	29-19	
Jan. 28, 2008	Away	Won, 81-64	30-19	24-19
Feb. 26, 2008	Home	Won, 63-49	31-19	25-19
Jan. 20, 2009	Away	Won, 65-63	32-19	26-19
Feb. 24, 2009	Home	Won, 57-52	33-19	27-19
Jan. 4, 2010	Away	Lost, 57-54	33-20	27-20
Jan. 28, 2010	Home	Won, 55-53	34-20	28-20
Jan. 15, 2011	Away	Lost, 69-60	34-21	28-21
Feb. 10, 2011	Home	Won, 75-68	35-21	29-21
Jan. 21, 2012	Away	Lost, 77-66	35-22	29-22
Jan. 9, 2013	Away	Lost, 75-63	35-23	29-23
Feb. 13, 2013	Home	Won, 70-65	36-23	30-23
Mar. 7, 2013	Neutral (BSCT Qtrs)	Lost, 54-47	36-24	
Jan. 11, 2014	Home	Won, 85-68	37-24	31-23
Feb. 15, 2014	Away	Lost, 84-64	37-25	31-24
Feb. 2, 2015	Home	Won, 77-55	38-25	32-24
Dec. 2, 2015	Away	Won, 83-82	39-25	33-24
Jan. 27, 2016	Home	Won, 97-72	40-25	34-24
Dec. 29, 2016	Away	Won, 84-68	41-25	35-24
Feb. 23, 2017	Home	Won, 86-72	42-25	36-24
Mar. 2, 2017	Home (BSCT Qtrs)	Won, 92-78	43-25	
Jan. 12, 2018	Away	Won, 65-54	44-25	37-24

Home Record: 24-9

Away Record: 16-15

Neutral Record: 2-1

RECORD WHEN WINTHROP SCORES...

100-plus: 1-0

90-99: 3-0

80-89: 9-2

70-79: 18-6

60-69: 9-12

50-59: 4-4

40-49: 0-2

vs. CSU by Month...

November: 0-0

December: 2-0

January: 20-16

February: 17-8

March: 5-1

Games Decided By...

1-point: 2-2

2-points: 5-0

1-5: 11-5

6-10: 9-9

11-19: 15-8

20-plus: 8-1

2017-18 Combined Stats

THE STAT CREW SYSTEM Winthrop Combined Team Statistics (as of Feb 22, 2018) All games

Overall record: 18-10 Conf: 12-5 Home: 11-2 Away: 7-8 Neutral: 0-0

#	Player	gp-gs	min	avg	Total		3-Point		F-Throw		Rebounds				pf	dq	a	to	blk	stl	pts	avg
					fg-fga	fg%	3fg-fga	3fg%	ft-fa	ft%	off	def	tot	avg								
12	COOKS, Xavier	27-26	803	29.7	182-356	.511	19-58	.328	100-148	.676	49	186	235	8.7	64	4	96	87	57	29	483	17.9
10	BROMAN, Anders	28-28	867	31.0	111-254	.437	66-171	.386	70-83	.843	9	65	74	2.6	63	1	53	26	2	33	358	12.8
13	BROMAN, Bjorn	28-27	847	30.3	91-194	.469	69-157	.439	49-62	.790	7	52	59	2.1	54	2	89	32	1	32	300	10.7
25	FERGUSON, Josh	28-24	726	25.9	113-186	.608	3-17	.176	56-72	.778	61	144	205	7.3	60	2	25	45	31	20	285	10.2
14	PICKETT, Adam	28-16	552	19.7	87-157	.554	18-47	.383	48-66	.727	14	61	75	2.7	61	1	51	56	11	23	240	8.6
00	SMITH, Nych	14-1	264	18.9	32-84	.381	6-19	.316	29-42	.690	0	23	23	1.6	19	0	30	21	1	16	99	7.1
21	ZUNIC, Kyle	23-9	426	18.5	49-121	.405	26-72	.361	21-28	.750	3	28	31	1.3	28	0	32	34	2	15	145	6.3
22	AWAD, Austin	27-1	290	10.7	41-114	.360	34-101	.337	8-10	.800	16	41	57	2.1	31	0	5	11	1	4	124	4.6
11	FALDEN, Charles	25-1	291	11.6	35-78	.449	17-31	.548	6-9	.667	14	27	41	1.6	28	0	14	24	0	12	93	3.7
15	UKAEGBU, Jermaine	26-7	314	12.1	25-39	.641	0-0	.000	19-41	.463	32	63	95	3.7	63	1	12	20	19	5	69	2.7
03	BLAKE, Kellen	15-0	30	2.0	8-16	.500	3-9	.333	0-2	.000	2	2	4	0.3	1	0	1	2	0	1	19	1.3
32	POOLE, Freddy	10-0	23	2.3	3-5	.600	2-3	.667	1-2	.500	1	2	3	0.3	2	0	1	2	0	0	9	0.9
04	HILL, Mitch	22-0	62	2.8	6-15	.400	6-14	.429	0-0	.000	5	12	17	0.8	4	0	4	4	1	4	18	0.8
02	PUPAVAC, Tom	17-0	58	3.4	5-10	.500	0-0	.000	2-3	.667	7	7	14	0.8	6	0	1	4	2	0	12	0.7
33	ERPS, Matt	15-0	29	1.9	2-4	.500	0-0	.000	4-4	1.000	1	4	5	0.3	4	0	5	8	0	1	8	0.5
30	SCERBINSKIS, Raivis	9-0	22	2.4	1-11	.091	1-10	.100	0-0	.000	2	1	3	0.3	3	0	0	1	0	1	3	0.3
Team											30	52	82		1			6				
Total.....		28	5604		791-1644	.481	270-709	.381	413-572	.722	253	770	1023	36.5	492	11	419	383	128	196	2265	80.9
Opponents.....		28	5602		704-1685	.418	210-633	.332	394-534	.738	282	691	973	34.8	544	-	323	392	83	206	2012	71.9

TEAM STATISTICS	WINTHROP	OPP	Date	Opponent	Score	Att.
SCORING	2265	2012	11/10/17	SOUTHERN ILLINOIS	L 66-81	2675
Points per game	80.9	71.9	11/14/17	at Colorado State	L 76-80	2697
Scoring margin	+9.0	-	11/18/17	CENTRAL PENN	w 106-65	1968
FIELD GOALS-ATT	791-1644	704-1685	11/21/17	MARS HILL	w 104-49	4761
Field goal pct	.481	.418	11/24/17	at Auburn	L 85-119	7197
3 POINT FG-ATT	270-709	210-633	11-26-17	SOUTH CAROLINA STATE	w 86-61	1107
3-point FG pct	.381	.332	11/29/17	at Furman	w 93-74	1351
3-pt FG made per game	9.6	7.5	12-2-17	REINHARDT UNIVERSITY	w 107-76	759
FREE THROWS-ATT	413-572	394-534	12/05/17	at Georgia	L 82-87	6405
Free throw pct	.722	.738	12/16/17	at Alabama State	w 88-80	0
F-Throws made per game	14.8	14.1	12/19/17	at VCU	L 55-69	7637
REBOUNDS	1023	973	* 12/30/17	HIGH POINT	w 76-60	1168
Rebounds per game	36.5	34.8	* 1/3/18	at Radford	L 79-85	634
Rebounding margin	+1.8	-	* 01/06/18	at Campbell	L 77-88	1620
ASSISTS	419	323	* 01/09/18	LIBERTY	L 70-73	1085
Assists per game	15.0	11.5	* 01/12/18	at Charleston So.	w 64-53	881
TURNOVERS	383	392	* 01/15/18	GARDNER-WEBB	w 90-67	996
Turnovers per game	13.7	14.0	* 01/18/18	UNC ASHEVILLE	w 85-58	3347
Turnover margin	+0.3	-	* 01/21/18	at Presbyterian	w 81-68	433
Assist/turnover ratio	1.1	0.8	* 01-24-18	at Longwood	w 95-78	1737
STEALS	196	206	* 01/27/18	CAMPBELL	w 75-64	1271
Steals per game	7.0	7.4	* 02-01-18	at LIBERTY	L 61-77	2422
BLOCKS	128	83	* 2-3-18	RADFORD	w 75-57	1980
Blocks per game	4.6	3.0	* 2-7-18	PRESBYTERIAN	w 63-49	655
ATTENDANCE	24103	38586	* 02/10/18	at High Point	w 82-70	1342
Home games-Avg/Game	13-1854	15-2572	* 02/15/18	at Gardner-Webb	w 90-71	1252
Neutral site-Avg/Game	-	0-0	* 2-18-18	LONGWOOD	w 79-64	2331
			* 2/22/18	at UNC Asheville	L 75-89	2978

Score by Periods	1st	2nd	Totals
Winthrop	1069	1196	2265
Opponents	948	1064	2012

* = Conference game

2017-18 Big South Only Stats

THE STAT CREW SYSTEM Winthrop Combined Team Statistics (as of Feb 22, 2018) Conference games

Overall record: 12-5 Conf: 12-5 Home: 7-1 Away: 5-4 Neutral: 0-0

#	Player	gp-gs	min	avg	Total		3-Point		F-Throw		Rebounds				pf	dq	a	to	blk	stl	pts	avg
					fg-fga	fg%	3fg-fga	3fg%	ft-fa	ft%	off	def	tot	avg								
12	COOKS, Xavier	17-17	518	30.5	117-220	.532	16-41	.390	71-101	.703	24	119	143	8.4	43	3	60	62	43	14	321	18.9
10	BROMAN, Anders	17-17	580	34.1	64-153	.418	40-104	.385	42-50	.840	5	45	50	2.9	37	1	37	18	1	21	210	12.4
13	BROMAN, Bjorn	17-16	558	32.8	58-125	.464	46-102	.451	38-44	.864	5	39	44	2.6	33	2	56	25	0	22	200	11.8
14	PICKETT, Adam	17-16	465	27.4	70-129	.543	17-41	.415	41-51	.804	12	50	62	3.6	47	1	47	50	7	17	198	11.6
25	FERGUSON, Josh	17-17	497	29.2	76-117	.650	3-9	.333	38-48	.792	31	102	133	7.8	30	0	15	26	22	11	193	11.4
21	ZUNIC, Kyle	12-0	183	15.3	16-44	.364	9-28	.321	9-11	.818	1	10	11	0.9	10	0	10	12	1	9	50	4.2
00	SMITH, Nych	3-0	38	12.7	3-9	.333	0-1	.000	5-5	1.000	0	4	4	1.3	3	0	3	3	1	2	11	3.7
22	AWAD, Austin	17-0	145	8.5	16-56	.286	12-52	.231	3-4	.750	7	24	31	1.8	15	0	3	8	1	1	47	2.8
11	FALDEN, Charles	17-1	175	10.3	14-37	.378	8-13	.615	2-4	.500	10	15	25	1.5	17	0	7	15	0	6	38	2.2
15	UKAEGBU, Jermaine	15-1	158	10.5	8-13	.615	0-0	.000	7-18	.389	11	25	36	2.4	26	0	4	12	12	2	23	1.5
03	BLAKE, Kellen	10-0	11	1.1	4-5	.800	2-3	.667	0-1	.000	1	1	2	0.2	0	0	0	1	0	0	10	1.0
33	ERPS, Matt	10-0	10	1.0	1-1	1.000	0-0	.000	4-4	1.000	0	3	3	0.3	1	0	2	1	0	0	6	0.6
02	PUPAVAC, Tom	10-0	11	1.1	2-3	.667	0-0	.000	0-0	.000	1	2	3	0.3	0	0	0	0	0	0	4	0.4
30	SCERBINSKIS, Raivis	8-0	19	2.4	1-9	.111	1-8	.125	0-0	.000	2	1	3	0.4	2	0	0	1	0	1	3	0.4
04	HILL, Mitch	15-0	28	1.9	1-6	.167	1-6	.167	0-0	.000	3	0	3	0.2	2	0	0	2	1	0	3	0.2
32	POOLE, Freddy	5-0	4	0.8	0-0	.000	0-0	.000	0-0	.000	0	0	0	0.0	0	0	1	0	0	0	0	0.0
Team											14	30	44	2								
Total.....		17	3400		451-927	.487	155-408	.380	260-341	.762	127	470	597	35.1	266	7	245	238	89	106	1317	77.5
Opponents.....		17	3400		418-998	.419	128-381	.336	207-274	.755	142	392	534	31.4	321	-	187	210	49	135	1171	68.9

TEAM STATISTICS	WINTHROP	OPP	Date	Opponent	Score	Att.
SCORING						
Points per game	77.5	68.9	* 12/30/17	HIGH POINT	w 76-60	1168
Scoring margin	+8.6	-	* 1/3/18	at Radford	L 79-85	634
FIELD GOALS-ATT	451-927	418-998	* 01/06/18	at Campbell	L 77-88	1620
Field goal pct	.487	.419	* 01/09/18	LIBERTY	L 70-73	1085
3 POINT FG-ATT	155-408	128-381	* 01/12/18	at Charleston So.	w 64-53	881
3-point FG pct	.380	.336	* 01/15/18	GARDNER-WEBB	w 90-67	996
3-pt FG made per game	9.1	7.5	* 01/18/18	UNC ASHEVILLE	w 85-58	3347
FREE THROWS-ATT	260-341	207-274	* 01/21/18	at Presbyterian	w 81-68	433
Free throw pct	.762	.755	* 01-24-18	at Longwood	w 95-78	1737
F-Throws made per game	15.3	12.2	* 01/27/18	CAMPBELL	w 75-64	1271
REBOUNDS	597	534	* 02-01-18	at LIBERTY	L 61-77	2422
Rebounds per game	35.1	31.4	* 2-3-18	RADFORD	w 75-57	1980
Rebounding margin	+3.7	-	* 2-7-18	PRESBYTERIAN	w 63-49	655
ASSISTS	245	187	* 02/10/18	at High Point	w 82-70	1342
Assists per game	14.4	11.0	* 02/15/18	at Gardner-Webb	w 90-71	1252
TURNOVERS	238	210	* 2-18-18	LONGWOOD	w 79-64	2331
Turnovers per game	14.0	12.4	* 2/22/18	at UNC Asheville	L 75-89	2978
Turnover margin	-1.6	-	* = Conference game			
Assist/turnover ratio	1.0	0.9				
STEALS	106	135				
Steals per game	6.2	7.9				
BLOCKS	89	49				
Blocks per game	5.2	2.9				
ATTENDANCE	12833	13299				
Home games-Avg/Game	8-1604	9-1478				
Neutral site-Avg/Game	-	0-0				

Score by Periods	1st	2nd	Totals
Winthrop	605	712	1317
Opponents	558	613	1171



0

**NYCH
SMITH**
Guard / 5-10 / 180 / Jr.
Memphis, TN
(Florida Southwestern St.)

CAREER HONORS

- n/a

EXTRA DRIBBLE

- Has been declared academically ineligible by the NCAA for the spring semester
- Came off the bench in 13-of-14 games and was tied for third on the team with 16 steals
- Led team with career-high four steals at Alabama State
- Scored nine points with four rebounds, two assists and two steals in his first Big South contest (Dec. 30 vs. HPU)
- Currently 3rd on the team in assists per game (2.4)
- Dished out a career-best six assists to lead the Eagles in that category vs. Mars Hill
- Scored career-high 14 points off the bench to go along with three assists and two steals at Colorado State
- Played 20 minutes off the bench in the opener and had two steals
- Transfer from Florida Southwestern State where he was the leading scorer last season at 15.3 ppg
- In addition to leading the team in scoring he averaged 5.8 assists and 2.9 rebounds
- Helped Florida SW State to a 26-7 mark last year
- Began collegiate career at Fordham, where he played in 19 games as a freshmen (3.1 ppg, 0.7 rpg, 0.9 apg)

2017-18 GAME-BY-GAME

DATE	OPPONENT	MIN	FG	3FG	FT	REB	AST	T/O	BLK	STL	PTS
11/10	Southern Illinois	20	0-3	0-1	0-2	0	1	0	0	2	0
11/14	at Colorado St.	18	4-7	1-2	5-6	2	3	1	0	2	14
11/18	Central Penn	19	2-5	0-1	4-4	2	2	0	0	0	8
11/21	Mars Hill	17	4-9	2-3	0-0	3	6	3	0	2	10
11/24	at Auburn	24	3-9	1-2	4-6	2	2	2	0	1	11
11/26	S.C. State	18	1-4	0-0	0-0	1	2	1	0	0	2
11/29	at Furman	27	3-9	1-2	3-5	3	1	1	0	0	10
12/2	Reinhardt	19	2-5	0-2	0-1	4	3	1	0	1	4
12/5	at Georgia	17	4-6	1-2	3-4	0	0	0	0	0	12
12/16	at Alabama State	21	4-9	0-2	4-6	0	3	6	0	4	12
12/19	at VCU	26	2-9	0-1	1-3	2	4	3	0	2	5
12/30	High Point*	25	3-6	0-0	3-3	4	2	3	1	2	9
1/3	at Radford*	9	0-2	0-0	0-0	0	1	0	0	0	0
1/6	at Campbell*	4	0-1	0-1	2-2	0	0	0	0	0	2
1/9	Liberty*	DNP-WILL MISS REMAINDER OF SEASON									
1/12	at Charleston Sou.*										
1/15	Gardner-Webb*										
1/18	UNC Asheville*										
1/21	Presbyterian College*										
1/24	at Longwood*										
1/27	Campbell*										
2/1	at Liberty*										
2/3	Radford*										
2/7	Presbyterian College*										
2/10	at High Point*										
2/15	at Gardner-Webb*										
2/18	Longwood*										
2/22	at UNC Asheville										
2/24	Charleston Sou.*										

CAREER STATS

SEASON	gp-gs	min/avg.	Total		3-Point		F-Throws			Rebounds			Scoring									
			fg-fga	pct.	fg-fga	pct.	ft-fa	pct.	off	def	tol	avg.	pf	fo	ast	to	blk	stl	pts	avg.		
2015-16	19-0	200/10.5	21-49	.429	8-26	.308	9-12	.750	0	13	13	0.7	12	0	18	8	2	8	59	3.1		
2017-18	14-1	264/18.9	32-84	.381	6-19	.316	29-42	.690	0	23	23	1.9	19	0	30	21	1	16	99	7.1		
Totals	33-1	464/14.1	53-133	.398	14-45	.311	38-54	.704	0	36	36	1.1	31	0	48	29	3	24	158	4.8		

CAREER HIGHS

Points	14	at Colorado State (11/14/17)
Minutes	27	at Furman (11/29/17)
FGM	4	four times
FGA	9	four times
3PTFGM	2	four times
3PTFGAs	4	two times
FTM	5	at Colorado State (11/14/17)
FTA	6	two times
Rebounds	4	High Point (12/30/17)
Assists	6	Mars Hill (11/21/17)
Blocks	1	three times
Steals	4	at Alabama State (12/16/17)
Turnovers	6	at Alabama State (12/16/17)

BIG SOUTH HIGHS (regular season only)

Points	9	High Point (12/30/17)
Minutes	25	High Point (12/30/17)
FGM	3	High Point (12/30/17)
FGA	6	High Point (12/30/17)
3PTFGM	n/a	
3PTFGAs	1	at Campbell (1/6/18)
FTM	3	High Point (12/30/17)
FTA	3	High Point (12/30/17)
Rebounds	4	High Point (12/30/17)
Assists	2	High Point (12/30/17)
Blocks	1	High Point (12/30/17)
Steals	2	High Point (12/30/17)
Turnovers	3	High Point (12/30/17)



1

**KEONDRE
SCHUMACHER**

Guard / 6-0 / 175 / Fr.
Norman, IL
(University H.S.)

CAREER HONORS

- n/a

EXTRA DRIBBLE

- Two-time all-conference selection
- Averaged 17.5 points and 4.0 assists as a senior
- Named to the Illinois 3A All-State Team in 2017
- Scored over 1,000 points in high school career
- Played football one year, basketball all four years of high school

2017-18 GAME-BY-GAME

DATE	OPPONENT	MIN	FG	3FG	FT	REB	AST	T/O	BLK	STL	PTS
11/10	Southern Illinois										--DID NOT PLAY--
11/14	at Colorado St.										--DID NOT PLAY--
11/18	Central Penn										--DID NOT PLAY--
11/21	Mars Hill										--DID NOT PLAY--
11/24	at Auburn										--DID NOT PLAY--
11/26	S.C. State										--DID NOT PLAY--
11/29	at Furman										--DID NOT PLAY--
12/2	Reinhardt										--DID NOT PLAY--
12/5	at Georgia										--DID NOT PLAY--
12/16	at Alabama State										--DID NOT PLAY--
12/19	at VCU										--DID NOT PLAY--
12/30	High Point*										--DID NOT PLAY--
1/3	at Radford*										--DID NOT PLAY--
1/6	at Campbell*										--DID NOT PLAY--
1/9	Liberty*										--DID NOT PLAY--
1/12	at Charleston Sou.*										--DID NOT PLAY--
1/15	Gardner-Webb*										--DID NOT PLAY--
1/18	UNC Asheville*										--DID NOT PLAY--
1/21	Presbyterian College*										--DID NOT PLAY--
1/24	at Longwood*										--DID NOT PLAY--
1/27	Campbell*										--DID NOT PLAY--
2/1	at Liberty*										--DID NOT PLAY--
2/3	Radford*										--DID NOT PLAY--
2/7	Presbyterian College*										--DID NOT PLAY--
2/10	at High Point*										--DID NOT PLAY--
2/15	at Gardner-Webb*										--DID NOT PLAY--
2/18	Longwood*										--DID NOT PLAY--
2/22	at UNC Asheville										--DID NOT PLAY--
2/24	Charleston Sou.*										--DID NOT PLAY--

CAREER STATS

CAREER HIGHS

Points

Minutes

FGM

FGA

3PTFGM

3PTFGAs

FTM

FTA

Rebounds

Assists

Blocks

Steals

Turnovers

BIG SOUTH HIGHS (regular season only)

Points

Minutes

FGM

FGA

3PTFGM

3PTFGAs

FTM

FTA

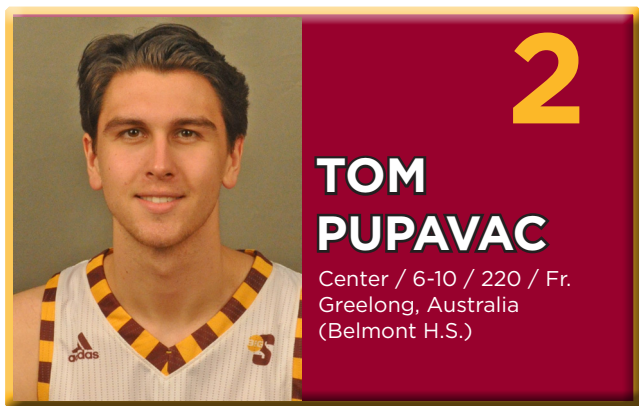
Rebounds

Assists

Blocks

Steals

Turnovers



TOM PUPAVAC

Center / 6-10 / 220 / Fr.
Geelong, Australia
(Belmont H.S.)

CAREER HONORS

- n/a

EXTRA DRIBBLE

- Solid four minutes off the bench in the first half at PC (2 points, 2 rebounds)
- Played career-high 12 minutes vs. Central Penn and had eight rebounds, two blocks
- 1-of-18 prospects in Australia to be selected to tryout for the U19 Australia squad for the 2017 EMU High Performance Camp
- 1-of-32 prospects invited to Basketball Australia Prospect Camp in 2016
- Played for U18 Geelong Supercats where he helped the team win the VJBL VC Reserve Championship

2017-18 GAME-BY-GAME

DATE	OPPONENT	MIN	FG	3FG	FT	REB	AST	T/O	BLK	STL	PTS
11/10	Southern Illinois	2	0-0	0-0	0-0	0	0	0	0	0	0
11/14	at Colorado St.	5	0-0	0-0	0-0	0	0	0	0	0	0
11/18	Central Penn	12	1-2	0-0	0-0	8	1	2	2	0	2
11/21	Mars Hill	13	0-3	0-0	2-2	1	0	0	0	0	2
11/24	at Auburn	8	0-0	0-0	0-1	0	0	0	0	0	0
11/26	S.C. State	--DID NOT PLAY--									
11/29	at Furman	--DID NOT PLAY--									
12/2	Reinhardt	7	2-2	0-0	0-0	2	0	2	0	0	4
12/5	at Georgia	1	0-0	0-0	0-0	0	0	0	0	0	0
12/16	at Alabama State	--DID NOT PLAY--									
12/19	at VCU	--DID NOT PLAY--									
12/30	High Point*	0+	0-0	0-0	0-0	0	0	0	0	0	0
1/3	at Radford*	--DID NOT PLAY									
1/6	at Campbell*	--DID NOT PLAY--									
1/9	Liberty*	0+	0-0	0-0	0-0	0	0	0	0	0	0
1/12	at Charleston Sou.*	--DID NOT PLAY--									
1/15	Gardner-Webb*	1	0-0	0-0	0-0	0	0	0	0	0	0
1/18	UNC Asheville*	1	0-1	0-0	0-0	0	0	0	0	0	0
1/21	Presbyterian College*	4	1-1	0-0	0-0	2	0	0	0	0	2
1/24	at Longwood*	1	0-0	0-0	0-0	0	0	0	0	0	0
1/27	Campbell*	--DID NOT PLAY--									
2/1	at Liberty*	--DID NOT PLAY--									
2/3	Radford*	--DID NOT PLAY--									
2/7	Presbyterian College*	1	0-0	0-0	0-0	0	0	0	0	0	0
2/10	at High Point*	1	0-0	0-0	0-0	0	0	0	0	0	0
2/15	at Gardner-Webb*	1	1-1	0-0	0-0	1	0	0	0	0	2
2/18	Longwood*	1	0-0	0-0	0-0	0	0	0	0	0	0
2/22	at UNC Asheville	--DID NOT PLAY--									
2/24	Charleston Sou.*										

CAREER STATS

Season	gp-gs	min/avg	Total		3-Point		F-Throws		Rebounds				Scoring			
			fg-fga	pct	fg-fga	pct	ft-fa	pct	off	def	tot	avg	pf	fo	ast	to
2017-18	17-0	58/3.4	5-10	.500	0-0	.000	2-3	.667	7	7	14	0.8	6	0	1	4
TOTAL	17-0	58/3.4	5-10	.500	0-0	.000	2-3	.667	7	7	14	0.8	6	0	1	4

CAREER HIGHS

Points	4	Reinhardt (12/2/17)
Minutes	13	Mars Hill (11/21/17)
FGM	2	Reinhardt (12/2/17)
FGA	3	Mars Hill (11/21/17)
3PTFGM	n/a	
3PTFGAs	n/a	
FTM	2	Mars Hill (11/21/17)
FTA	2	Mars Hill (11/21/17)
Rebounds	8	Central Penn (11/18/17)
Assists	1	Central Penn (11/18/17)
Blocks	2	Central Penn (11/18/17)
Steals	n/a	
Turnovers	2	two times

BIG SOUTH HIGHS (regular season only)

Points	2	two times
Minutes	4	at Presbyterian College (1/21/18)
FGM	1	two times
FGA	1	three times
3PTFGM	n/a	
3PTFGAs	n/a	
FTM	n/a	
FTA	n/a	
Rebounds	2	at Presbyterian College (1/21/18)
Assists	n/a	
Blocks	n/a	
Steals	n/a	
Turnovers	n/a	



3

**KELLEN
BLAKE**
Guard / 6-2 / 185 / Sr.
Arlington, VA
(Washington Lee)

CAREER HONORS

- n/a

EXTRA DRIBBLE

- Hit threes in back-to-back games (at Liberty/vs. Radford)
- Knocked down the record-breaking three in the win over Central Penn as the team hit 19 in the game
- Recorded a career-high three assists in four minutes off the bench vs. Greensboro College (Dec. 6, 2016)
- Dished out a career-high three assists against Greensboro College as well
- Played four minutes off the bench vs. Charleston Southern on Jan. 27, 2016 as he drained the team's 17th three-pointer of the game (which tied school record)
- Scored career-high seven points in three minutes against Mars Hill (Dec. 9, 2014)
- Earned a spot on the team as a walk-on

2017-18 GAME-BY-GAME

DATE	OPPONENT	MIN	FG	3FG	FT	REB	AST	T/O	BLK	STL	PTS
11/10	Southern Illinois							--DID NOT PLAY--			
11/14	at Colorado St.							--DID NOT PLAY--			
11/18	Central Penn	6	2-5	1-4	0-0	1	1	1	0	1	6
11/21	Mars Hill	5	0-2	0-2	0-0	0	0	0	0	0	0
11/24	at Auburn							--DID NOT PLAY--			
11/26	S.C. State	2	1-3	0-0	0-0	1	0	0	0	0	2
11/29	at Furman	1	0-0	0-0	0-0	0	0	0	0	0	0
12/2	Reinhardt	5	1-1	0-0	0-1	0	0	0	0	0	2
12/5	at Georgia							--DID NOT PLAY--			
12/16	at Alabama State							--DID NOT PLAY--			
12/19	at VCU							--DID NOT PLAY--			
12/30	High Point*	0+	0-0	0-0	0-0	0	0	0	0	0	0
1/3	at Radford*							--DID NOT PLAY--			
1/6	at Campbell*							--DID NOT PLAY--			
1/9	Liberty*							--DID NOT PLAY--			
1/12	at Charleston Sou.*							--DID NOT PLAY--			
1/15	Gardner-Webb*	1	1-2	0-1	0-0	0	0	1	0	0	2
1/18	UNC Asheville*	1	0-0	0-0	0-0	0	0	0	0	0	0
1/21	Presbyterian College*							--DID NOT PLAY--			
1/24	at Longwood*	2	0-0	0-0	0-0	0	0	0	0	0	0
1/27	Campbell*							--DID NOT PLAY--			
2/1	at Liberty*	1	1-1	1-1	0-0	0	0	0	0	0	3
2/3	Radford*	2	1-1	1-1	0-0	1	0	0	0	0	3
2/7	Presbyterian College*	1	0-0	0-0	0-0	0	0	0	0	0	0
2/10	at High Point*	1	0-0	0-0	0-0	0	0	0	0	0	0
2/15	at Gardner-Webb*	1	0-0	0-0	0-0	0	0	0	0	0	0
2/18	Longwood*	1	1-1	0-1	0-0	1	0	0	0	0	2
2/22	at UNC Asheville							--DID NOT PLAY--			
2/24	Charleston Sou.*										

CAREER STATS

			Total		3-Point		F-Throws		Rebounds										Scoring	
Season	gp-gs	min/avg	fg-fga	pct	fg-fga	pct	ft-fga	pct	off	def	tot	avg	pf	fo	ast	to	blk	stl	pts	avg
2014-15	8-0	14/1.8	3-6	.500	1-3	.333	4-5	.800	1	1	2	0.3	0	0	0	0	0	2	11	1.4
2015-16	7-0	19/2.7	5-7	.714	2-3	.667	0-1	.000	1	0	1	0.1	1	0	0	1	0	1	12	1.7
2016-17	11-0	21/1.9	5-11	.455	1-3	.333	1-2	.500	4	2	6	0.5	1	0	4	1	0	0	12	1.1
2017-18	15-0	30/2.0	8-16	.500	3-9	.333	0-2	.000	2	2	4	0.3	1	0	1	2	0	1	19	1.3
TOTAL	41-0	84/2.0	21-40	.525	7-18	.389	5-10	.500	8	5	13	0.3	3	0	5	4	0	4	54	1.3

CAREER HIGHS

Points	7	two times
Minutes	6	Central Penn (11/18/17)
FGM	3	two times
FGA	3	three times
3PTFGM	1	six times
3PTFGAs	4	Central Penn (11/18/17)
FTM	3	Pheiffer College (11/15/14)
FTA	3	Pheiffer College (11/15/14)
Rebounds	2	two times
Assists	3	Greensboro College (12/6/16)
Blocks	n/a	
Steals	1	four times
Turnovers	1	three times

BIG SOUTH HIGHS (regular season only)

Points	4	at Presbyterian College (2/25/17)
Minutes	4	two times
FGM	2	at Presbyterian College (2/25/17)
FGA	3	Longwood (1/7/17)
3PTFGM	1	four times
3PTFGAs	1	seven times
FTM	1	at Longwood (2/21/15)
FTA	2	at Longwood (2/21/15)
Rebounds	2	two times
Assists	1	at Presbyterian College (2/25/17)
Blocks	n/a	
Steals	1	at Coastal Carolina (1/2/16)
Turnovers	1	two times



4

MITCH HILL

Forward / 6-4 / 200 / Sr.
Cincinnati, OH
(Sycamore H.S.)

CAREER HONORS

- n/a

EXTRA DRIBBLE

- Scored a career-high nine points off the bench at Auburn behind a career-best three triples
- Pulled down a career-high six rebounds in seven minutes against Mars Hill
- Hit the 17th three of the game vs. Central Penn and pushed the new record with the 19th three of the game
- That was the first time he has hit multiple threes in a game
- Last year played a season-high five minutes against Greensboro College finishing with 2 points, two rebounds and a steal
- Scored season-high three points vs. Presbyterian College on Jan. 11, 2017
- Scored career-high five points and dished out career-best two assists vs. Mars Hill on Dec. 9, 2014
- Earned a spot on the team as a walk-on

2017-18 GAME-BY-GAME

DATE	OPPONENT	MIN	FG	3FG	FT	REB	AST	T/O	BLK	STL	PTS
11/10	Southern Illinois							--DID NOT PLAY--			
11/14	at Colorado St.							--DID NOT PLAY--			
11/18	Central Penn	8	2-3	2-3	0-0	1	0	1	0	0	6
11/21	Mars Hill	7	0-2	0-2	0-0	6	1	1	0	1	0
11/24	at Auburn	8	3-4	3-3	0-0	1	1	0	0	1	9
11/26	S.C. State	3	0-0	0-0	0-0	1	1	0	0	0	0
11/29	at Furman	1	0-0	0-0	0-0	2	0	0	0	0	0
12/2	Reinhardt	5	0-0	0-0	0-0	3	1	0	0	2	0
12/5	at Georgia							--DID NOT PLAY--			
12/16	at Alabama State							--DID NOT PLAY--			
12/19	at VCU	2	0-0	0-0	0-0	0	0	0	0	0	0
12/30	High Point*	0+	1-1	1-1	0-0	0	0	0	0	0	3
1/3	at Radford*	0+	0-0	0-0	0-0	0	0	0	0	0	0
1/6	at Campbell*	2	0-0	0-0	0-0	0	0	0	0	0	0
1/9	Liberty*	4	0-1	0-1	0-0	0	0	0	0	0	0
1/12	at Charleston Sou.*							--DID NOT PLAY--			
1/15	Gardner-Webb*	1	0-0	0-0	0-0	1	0	0	0	0	0
1/18	UNC Asheville*	2	0-1	0-1	0-0	1	0	0	0	0	0
1/21	Presbyterian College*							--DID NOT PLAY--			
1/24	at Longwood*	3	0-1	0-1	0-0	0	0	1	0	0	0
1/27	Campbell*	7	0-1	0-1	0-0	0	0	0	0	0	0
2/1	at Liberty*	3	0-0	0-0	0-0	0	0	0	0	0	0
2/3	Radford*	1	0-1	0-1	0-0	0	0	0	0	0	0
2/7	Presbyterian College*	1	0-0	0-0	0-0	0	0	0	0	0	0
2/10	at High Point*	2	0-0	0-0	0-0	0	0	1	1	0	0
2/15	at Gardner-Webb*	1	0-0	0-0	0-0	0	0	0	0	0	0
2/18	Longwood*	1	0-0	0-0	0-0	1	0	0	0	0	0
2/22	at UNC Asheville							--DID NOT PLAY--			
2/24	Charleston Sou.*										

CAREER STATS

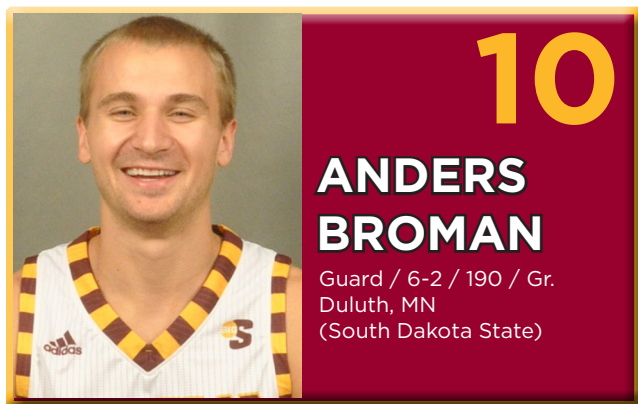
			Total		3-Point		F-Throws		Rebounds											Scoring	
Season	gp-gs	min/avg	fg-fga	pct	fg-fga	pct	ft-fa	pct	off	def	tot	avg	pf	fo	ast	to	blk	stl	pts	avg	
2014-15	10-0	23/2.3	2-10	.200	2-10	.200	3-4	.750	1	3	4	0.4	0	0	3	2	2	0	9	0.9	
2015-16	9-0	25/2.8	2-8	.250	0-5	.000	0-0	.000	0	3	3	0.3	0	0	2	1	0	0	4	0.4	
2016-17	13-0	26/2.0	3-5	.600	1-3	.333	0-2	.000	3	4	7	0.5	0	0	0	0	0	1	7	0.5	
2017-18	22-0	62/2.8	6-15	.400	6-14	.429	0-0	.000	5	12	17	0.8	4	0	4	4	1	4	18	0.8	
TOTAL	54-0	136/2.5	13-38	.342	9-32	.281	3-6	.500	9	22	31	0.6	4	0	9	7	3	5	38	0.7	

CAREER HIGHS

Points	9	at Auburn (11/24/17)
Minutes	8	two times
FGM	3	at Auburn (11/24/17)
FGA	4	at Auburn (11/24/17)
3PTFGM	3	at Auburn (11/24/17)
3PTFGAs	3	three times
FTM	2	Mars Hill (12/9/14)
FTA	2	two times
Rebounds	6	Mars Hill (11/21/17)
Assists	2	Mars Hill (12/9/14)
Blocks	2	Reinhardt College (12/21/14)
Steals	2	Reinhardt (12/2/17)
Turnovers	1	three times

BIG SOUTH HIGHS (regular season only)

Points	3	Presbyterian College (1/11/17)
Minutes	7	Campbell (1/27/18)
FGM	1	three times
FGA	2	Presbyterian College (1/11/17)
3PTFGM	1	two times
3PTFGAs	2	Presbyterian College (1/11/17)
FTM	n/a	
FTA	n/a	
Rebounds	2	two times
Assists	1	at Coastal Carolina (1/2/16)
Blocks	1	at High Point (2/10/18)
Steals	n/a	
Turnovers	1	at Coastal Carolina (1/2/16)



CAREER HONORS

- Set Minnesota state high school records for career points (5,119) and remains the leader today

EXTRA DRIBBLE

- Was just 1-for-7 (1-for-6 from three) to finish with five points in first meeting against the Bucs
- Played in his 100th career game vs. Liberty as he scored all 14 of his points in the second half
- Scored in double-figures in five consecutive games before coming up just shy in the win over Radford with eight points
- Has played 30 or more minutes in 16 of the last 17 games after doing so just once in the first 10 games
- Scored career-high 29 points in win over Reinhardt, knocking down 11 shots from the field
- It was his second 20-point game of the season (22 at Colorado State)
- Eagles are 29-9 in games he scores eight or more points and 22-7 when he scores double-figures
- This season when he attempts five or more free throws in a game the Eagles are 6-0
- Opened the season making 18 straight free throws
- 6th in three-point field goals per game (2.4), 17th in scoring (12.4)
- Surpassed 100 career threes after hitting four against Reinhardt as he now has 144 (124 of which have come in a Winthrop uniform)

2017-18 GAME-BY-GAME

DATE	OPPONENT	MIN	FG	3FG	FT	REB	AST	T/O	BLK	STL	PTS
11/10	Southern Illinois	23	3-7	2-4	0-0	1	1	1	0	0	8
11/14	at Colorado St.	33	7-14	5-10	3-3	4	2	2	0	0	22
11/18	Central Penn	19	4-6	2-3	2-2	2	1	0	0	1	12
11/21	Mars Hill	22	4-7	2-5	3-3	3	1	0	0	0	13
11/24	at Auburn	29	2-10	1-6	0-0	2	1	2	0	1	4
11/26	S.C. State	26	1-6	1-5	6-6	1	5	0	1	1	9
11/29	at Furman	22	4-11	3-10	2-2	2	0	0	0	2	13
12/2	Reinhardt	29	11-18	4-11	3-5	2	3	0	0	4	29
12/5	at Georgia	26	4-6	3-4	0-0	1	3	1	0	0	11
12/16	at Alabama State	26	5-10	2-4	7-8	3	1	0	0	2	19
12/19	at VCU	32	2-6	1-5	2-4	4	1	2	0	1	7
12/30	High Point*	33	2-8	2-6	7-8	5	2	1	1	1	13
1/3	at Radford*	36	5-13	2-8	1-2	2	4	0	0	1	13
1/6	at Campbell*	37	2-10	2-8	3-3	1	2	1	0	4	9
1/9	Liberty*	36	1-6	1-5	2-2	1	2	2	0	0	5
1/12	at Charleston Sou.*	31	1-7	1-6	2-2	4	3	2	0	1	5
1/15	Gardner-Webb*	29	2-8	2-8	2-2	4	4	1	0	2	8
1/18	UNC Asheville*	33	4-7	3-5	8-10	4	0	0	0	1	19
1/21	Presbyterian College*	37	5-8	1-3	0-0	3	5	1	0	2	11
1/24	at Longwood*	30	7-11	3-5	1-2	4	0	1	0	2	18
1/27	Campbell*	38	3-7	3-5	3-4	2	2	0	0	1	12
2/1	at Liberty*	37	4-10	4-9	2-2	3	2	2	0	0	14
2/3	Radford*	32	3-7	1-3	1-1	3	2	1	0	1	8
2/7	Presbyterian College*	36	3-9	2-8	0-0	5	0	2	0	2	8
2/10	at High Point*	34	4-7	3-5	3-4	1	1	2	0	0	14
2/15	at Gardner-Webb*	32	4-7	3-6	4-5	2	4	1	0	0	15
2/18	Longwood*	33	6-15	3-7	2-2	1	1	0	0	0	16
2/22	at UNC Asheville	36	8-13	4-7	2-2	5	3	1	0	3	22
2/24	Charleston Sou.*										

CAREER STATS

SEASON	gp-gs	min/avg.	Total		3-Point		F-Throws			Rebounds			Scoring									
			fg-fga	pct.	fg-fga	pct.	ft-fga	pct.	off	def	tot	avg.	pf	fo	ast	to	blk	stl	pts	avg.		
2013-14	26-5	372/14.3	32-92	.348	15-49	.306	23-29	.793	4	21	25	1.0	39	0	27	16	2	5	102	3.9		
2014-15	19-0	114/6.0	9-23	.391	4-9	.444	22-33	.667	1	13	14	0.7	8	0	7	5	0	4	44	2.3		
2016-17	33-6	734/22.2	87-200	.435	62-147	.422	29-35	.829	4	41	45	1.4	50	0	42	30	4	25	265	8.0		
2017-18	27-27	831/30.8	103-241	.427	62-164	.378	68-81	.840	9	60	69	2.6	61	1	50	25	2	30	336	12.3		
Total	105-38	2,051/19.5	230-556	.414	143-369	.388	142-178	.798	18	135	150	1.4	158	1	126	75	8	65	747	7.1		

CAREER HIGHS

Points	29	Reinhardt (12/2/17)
Minutes	38	Campbell (1/27/18)
FGM	11	Reinhardt (12/2/17)
FGA	18	Reinhardt (12/2/17)
3PTFGM	6	at Liberty (1/21/17)
3PTFGAs	11	Reinhardt (12/2/17)
FTM	8	UNC Asheville (1/18/18)
FTA	10	UNC Asheville (1/18/18)
Rebounds	9	at Florida State (11/18/16)
Assists	5	two times
Blocks	1	eight times
Steals	4	two times
Turnovers	3	four times

BIG SOUTH HIGHS (regular season only)

Points	22	at UNC Asheville (2/18/18)
Minutes	38	Campbell (1/27/18)
FGM	8	at UNC Asheville (2/18/18)
FGA	13	two times
3PTFGM	6	at Liberty (1/21/17)
3PTFGAs	8	four times
FTM	8	UNC Asheville (1/18/18)
FTA	10	UNC Asheville (1/18/18)
Rebounds	5	three times
Assists	5	at Presbyterian College (1/21/18)
Blocks	1	three times
Steals	4	at Campbell (1/6/18)
Turnovers	2	four times



CAREER HONORS

- n/a

EXTRA DRIBBLE

- Starting to see significant minutes again since returning from injury after missing three games that spanned over a time frame of 17-18 days (7.9 ppg off the bench before injury / 2.1 ppg since returning)
- Had 14 points in 33 minutes against Presbyterian College/High Point before going scoreless in the last two games
- Played a career-high 22 minutes against Radford and followed that up with 18 minutes against PC (6 points, 3 rebounds)
- Scored 10 points in 12 minutes against Gardner-Webb
- Put in a solid 16 minutes off the bench in the win at Charleston Southern with 16 minutes (3 pts, 3 reb, 2 asst)
- Scored six points off the bench at Furman, but it was just the second game this season he's failed to knock down a triple
- Scored a career-high 13 points vs. Central Penn behind 3-for-4 shooting behind the arc
- Played 13 minutes off the bench at Colorado State and knocked down the only shot he took (a three)
- Scored eight points off the bench knocking down three shots and tying for team-best two steals
- 2016 Virginia High School League 5A Player of the Year at L.C. Bird H.S.
- Led Massanutten Military in scoring at 23.6 points per game
- In addition to his impressive scoring average he posted 4.7 rebounds and 2.4 assists while shooting 47 percent from the floor and 46 percent from three

CAREER STATS

			Total		3-Point		F-Throws		Rebounds										Scoring	
Season	gp-gs	min/avg	fg-fga	pct	fg-fga	pct	ft-fa	pct	off	def	tot	avg	pf	fo	ast	to	blk	stl	pts	avg
2017-18	25-1	291/11.6	35-78	.449	17-31	.548	6-9	.667	14	27	41	1.6	28	0	14	24	0	12	93	3.7
TOTAL	25-1	291/11.6	35-78	.449	17-31	.548	6-9	.667	14	27	41	1.6	28	0	14	24	0	12	93	3.7

CAREER HIGHS


Points	13	Central Penn (11/18/17)
Minutes	18	Mars Hill (11-21-17)
FGM	5	Central Penn (11/18/17)
FGA	9	Central Penn (11/18/17)
3PTFGM	3	Central Penn (11/18/17)
3PTFGAs	4	Central Penn (11/18/17)
FTM	2	South Carolina State (11/26/17)
FTA	2	three times
Rebounds	4	two times
Assists	3	Mars Hill (11-21-17)
Blocks	n/a	
Steals	2	two times
Turnovers	2	five times

2017-18 GAME-BY-GAME

[illegible]

BIG SOUTH HIGHS (regular season only)

Points	10	Gardner-Webb (1/15/18)
Minutes	16	at Charleston Southern (1/12/18)
FGM	4	Gardner-Webb (1/15/18)
FGA	4	three times
3PTFGM	2	three times
3PTFGAs	3	Presbyterian College (2/7/18)
FTM	2	at Presbyterian College (1/21/18)
FTA	2	two times
Rebounds	4	at Gardner-Webb (2/15/18)
Assists	2	at Charleston Southern (1/12/18)
Blocks	n/a	
Steals	2	Campbell (1/27/18)
Turnovers	2	four times



12

XAVIER COOKS

Forward / 6-8 / 185 / Sr.
Wollongong, Australia
(Australian Institute of Sport
Centre of Excellence)

CAREER HONORS

- Named To 2017-18 Lou Henson Award Watch List
- 2016-17 All-Big South First Team
- 2016-17 Big South All-Tournament Team
- 2015-16 All-Big South Second Team
- Big South Conference Player of the Week (1/29/18, 1/22/18, 12/11/17, 12/4/17, 2/22/16, 2/23/15)
- 2014-15 Big South All-Freshmen Team

EXTRA DRIBBLE

- Had 15 points, eight rebounds, a block and a steal against CSU on Jan. 12
- Had one of the biggest nights in his career after posting a career-high 36 points and pulling down 16 rebounds at Gardner-Webb
- The 36 points were the 3rd most by an Eagle in a road conference game
- The 16 rebounds are the second most he's grabbed in a single-game and came exactly one year after his career-high 20 at Longwood
- Has 20 or more points in seven of the last 11 games
- Became program's all-time leader in rebounds against Radford as he passed Charles Brunson's mark of 913 and now has 955 in his career (7th all-time in Big South)
- Became the first player in Big South history with 1,500 points, 800 rebounds, 200 assists, 175 blocks and 100 steals in a career
- Became just 3rd player in program history with 1,700 career points (25th in league history)
- He is the 5th player in league history to hit the 1,700 point/950 rebound club
- Recorded first career triple-double performance with 11 points, 15 rebounds and 11 assists against Reinhardt
- Program's all-time leader in career blocks with 214 (7th all-time in Big South)
- Ranks among the NCAA Active leaders in points (28th), rebounds (9th), blocked shots (6th), double-doubles (15th), field goals made (18th), rebounds per game (35th), and blocked shots per game (35th)
- When he leads the team in rebounding the Eagles are 50-21 (41-14 last two seasons) and 26-4 when he records a double-double
- Eagles are 50-20 in games he leads in blocked shots
- In his career, the Eagles are 24-8 when he leads in the scoring, 14-5 when he leads in points and rebounds, and 6-2 in games he leads in points, rebounds and assists
- Scored 31 points in the loss at Georgia as he scored 22 of the 31 in the second half (It was the 2nd 30-point game of his career)
- Played for the Australian Emerging Boomers in the World University Games this past summer

CAREER STATS

Season	gp-gs	min/avg	Total		3-Point		F-Throws		Rebounds				Scoring					
			fg-fga	pct	fg-fga	pct	ft-fa	pct	off	def	tot	avg	pf	fo	ast	to	blk	stl
2014-15	32-27	825/25.8	97-181	.536	3-16	.188	51-83	.614	59	135	194	6.1	80	3	49	57	47	24
2015-16	32-32	883/27.6	172-332	.518	39-99	.394	88-115	.765	47	179	226	7.1	85	4	57	83	54	26
2016-17	33-31	956/29.0	196-402	.488	38-109	.349	113-162	.698	53	247	300	9.1	87	3	92	95	56	29
2017-18	27-26	803/29.7	182-356	.511	19-58	.328	100-148	.676	49	186	235	8.7	64	4	96	87	57	29
TOTAL	124-116	3467/28.0	647-1271	.509	99-282	.351	352-508	.693	208	747	955	7.7	316	14	294	322	214	108

CAREER HIGHS

Points	36	at Gardner-Webb (2/15/18)
Minutes	38	two times
FGM	14	at Gardner-Webb (2/15/18)
FGA	24	at Georgia (12/5/17)
3PTFGM	6	Coastal Carolina (2/18/16)
3PTFGAs	8	two times
FTM	9	two times
FTA	11	Liberty (1/9/18)
Rebounds	20	at Longwood (2/15/17)
Assists	11	Reinhardt (12/2/17)
Blocks	6	two times (both vs. Gardner-Webb)
Steals	3	nine times
Turnovers	8	Furman (11/30/16)

2017-18 GAME-BY-GAME

DATE	OPPONENT	MIN	FG	3FG	FT	REB	AST	T/O	BLK	STL	PTS
11/10	Southern Illinois	37	4-10	0-0	6-10	8	3	7	0	1	14
11/14	at Colorado St.	34	5-17	1-6	0-1	9	4	1	1	3	11
11/18	Central Penn	22	6-10	1-1	1-5	11	3	1	1	1	14
11/21	Mars Hill	21	8-13	0-1	6-7	8	4	0	2	3	22
11/24	at Auburn	--DID NOT PLAY--									
11/26	S.C. State	26	5-14	0-1	2-2	8	1	2	3	1	12
11/29	at Furman	29	11-17	0-0	2-4	10	3	3	2	2	24
12/2	Reinhardt	28	5-10	0-1	1-2	15	11	1	1	1	11
12/5	at Georgia	31	11-24	1-3	8-10	5	3	1	1	1	31
12/16	at Alabama State	28	3-8	0-1	0-0	6	2	4	1	2	6
12/19	at VCU	29	7-13	0-3	3-6	12	2	5	2	0	17
12/30	High Point*	27	4-6	0-1	5-5	6	1	7	1	1	13
1/3	at Radford*	35	3-11	1-2	4-5	6	6	3	1	1	11
1/6	at Campbell*	34	8-18	0-3	8-10	12	5	2	2	0	24
1/9	Liberty*	23	4-9	0-1	7-11	7	0	2	1	0	15
1/12	at Charleston Sou.*	23	5-8	0-0	5-7	8	0	5	1	1	15
1/15	Gardner-Webb*	33	7-13	0-3	3-6	14	8	3	2	0	17
1/18	UNC Asheville*	22	6-14	1-2	2-2	11	5	1	4	0	22
1/21	Presbyterian College*	33	7-10	1-2	4-4	11	3	3	2	0	19
1/24	at Longwood*	32	11-16	1-2	3-3	5	6	2	2	0	26
1/27	Campbell*	33	10-20	1-2	0-0	8	3	3	2	1	21
2/1	at Liberty*	33	8-12	2-3	3-7	9	3	5	3	1	21
2/3	Radford*	31	8-13	2-2	4-6	6	4	7	5	3	22
2/7	Presbyterian College*	37	6-11	1-4	5-7	4	5	3	2	0	18
2/10	at High Point*	30	5-10	1-2	9-10	8	2	6	4	0	20
2/15	at Gardner-Webb*	29	14-23	4-8	4-9	16	3	6	6	3	36
2/18	Longwood*	29	4-9	1-3	4-5	7	3	3	3	1	13
2/22	at UNC Asheville	34	7-17	0-1	1-4	5	3	1	2	2	15
2/24	Charleston Sou.*										

BIG SOUTH HIGHS (regular season only)

Points	36	at Gardner-Webb (2/15/18)
Minutes	37	Presbyterian College (2/7/18)
FGM	14	at Gardner-Webb (2/15/18)
FGA	23	at Gardner-Webb (2/15/18)
3PTFGM	6	Coastal Carolina (2/18/16)
3PTFGAs	8	two times
FTM	9	at High Point (2/10/18)
FTA	11	Liberty (1/9/18)
Rebounds	20	at Longwood (2/15/17)
Assists	8	Gardner-Webb (1/15/18)
Blocks	6	at Gardner-Webb (2/15/18)
Steals	3	six times
Turnovers	7	three times



CAREER HONORS

- First every Winthrop and Big South Conference Parade All-American
- Finished high school career second all-time in points in the state of Minnesota behind his brother Anders

EXTRA DRIBBLE

- Coming off 0-for-6 performance and two points in loss at Asheville
- Against CSU on Jan. 12 he had 12 points and four assists
- Had 17 points in win at High Point as he had a career night at the foul line going 11-for-12
- 2nd on team in scoring in Big South play at 12.4 ppg while shooting 49 percent from the floor and 47 percent from three (16 games)
- Leads team and Big South in assist/turnover ratio/2.93 (18th nationally) and three-point field goal percentage (.454/14th nationally)
- 5th in the Big South in assists per game (3.2)
- Scored career-high 29 points in loss at Radford as he was 10-for-13 from the floor and 7-for-9 from three
- Became 20th player in program history to reach 100 career threes as he now has 154 (11th player in program history to hit 150 or more threes in a career)
- Eagles are 49-17 in games that Broman hits at least one three-pointer, 29-13 when he hits multiple and 17-5 when he connects on three or more triples

2017-18 GAME-BY-GAME

DATE	OPPONENT	MIN	FG	3FG	FT	REB	AST	T/O	BLK	STL	PTS
11/10	Southern Illinois	27	2-5	1-4	3-3	0	2	0	0	2	8
11/14	at Colorado St.	27	1-5	1-4	0-0	2	4	1	0	2	3
11/18	Central Penn	19	3-4	3-4	0-0	0	3	0	0	1	9
11/21	Mars Hill	20	4-6	2-4	2-2	1	3	0	1	0	12
11/24	at Auburn	26	3-8	2-6	2-4	2	4	1	0	0	10
11/26	S.C. State	23	1-3	1-3	2-4	2	3	1	0	1	5
11/29	at Furman	31	2-5	1-3	1-1	0	6	1	0	1	6
12/2	Reinhardt	24	6-12	2-8	1-2	0	2	0	0	0	15
12/5	at Georgia	26	2-3	2-2	0-1	0	2	3	0	1	6
12/16	at Alabama State	34	6-10	6-10	0-1	4	2	0	0	2	18
12/19	at VCU	32	3-8	2-7	0-0	4	2	0	0	0	8
12/30	High Point*	34	5-9	2-5	2-2	7	2	2	0	2	14
1/3	at Radford*	35	10-13	7-9	2-2	2	5	0	0	2	29
1/6	at Campbell*	29	4-7	4-6	2-4	0	2	1	0	2	14
1/9	Liberty*	36	4-10	4-9	2-2	2	3	0	0	0	14
1/12	at Charleston Sou.*	31	4-7	4-7	0-0	3	4	1	0	1	12
1/15	Gardner-Webb*	30	4-9	3-8	0-0	4	5	3	0	1	11
1/18	UNC Asheville*	34	1-2	1-2	1-2	1	6	1	0	0	4
1/21	Presbyterian College*	35	4-9	4-8	1-2	2	3	1	0	0	13
1/24	at Longwood*	28	2-3	2-3	5-5	0	3	1	0	3	11
1/27	Campbell*	37	7-11	3-7	1-2	4	4	2	0	2	18
2/1	at Liberty*	31	2-8	2-7	0-0	3	2	1	0	0	6
2/3	Radford*	29	4-5	3-4	5-5	3	2	1	0	4	16
2/7	Presbyterian College*	35	2-11	2-8	0-0	2	5	2	0	3	6
2/10	at High Point*	34	2-4	2-4	11-12	7	0	4	0	0	17
2/15	at Gardner-Webb*	35	0-4	0-3	2-2	1	2	1	0	0	2
2/18	Longwood*	32	3-7	3-7	2-2	3	4	1	0	1	11
2/22	at UNC Asheville	33	0-6	0-5	2-2	0	4	3	0	1	2
2/24	Charleston Sou.*										

CAREER STATS

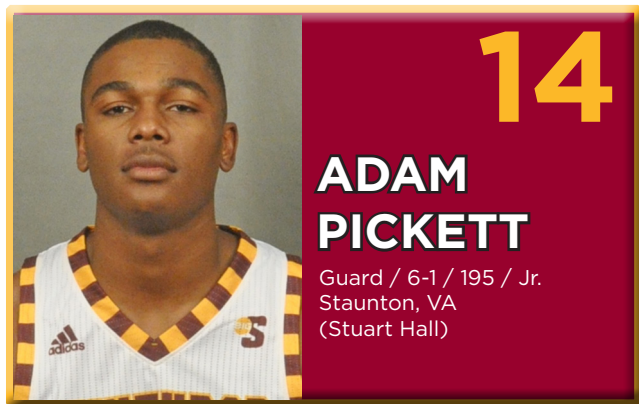
			Total		3-Point		F-Throws		Rebounds										Scoring	
Season	gp-gs	min/avg	fg-fga	pct	fg-fga	pct	ft-fa	pct	off	def	tot	avg	pf	fo	ast	to	blk	stl	pts	avg
2015-16	32-26	903/28.2	54-171	.316	43-135	.319	41-49	.837	12	50	62	1.9	65	1	62	29	0	24	192	6.0
2016-17	33-30	913/27.7	56-156	.359	45-129	.349	20-27	.741	8	47	55	1.7	59	0	72	35	6	26	177	5.4
2017-18	28-27	847/30.3	91-194	.469	69-157	.439	49-62	.790	7	52	59	2.1	54	2	89	32	1	32	300	10.7
TOTAL	93-83	2663/28.6	201-521	.386	157-421	.373	110-138	.797	27	149	176	1.9	178	3	223	96	7	82	669	7.2

CAREER HIGHS

Points	29	at Radford (1/3/18)
Minutes	45	at UNC Asheville (2/9/17)
FGM	10	at Radford (1/3/18)
FGA	13	at Radford (1/3/18)
3PTFGM	7	at Radford (1/3/18)
3PTFGAs	10	at Alabama State (12/16/17)
FTM	11	at High Point (2/10/18)
FTA	12	at High Point (2/10/18)
Rebounds	7	two times (both vs. HPU)
Assists	6	two times
Blocks	2	at UNC Asheville (2/9/17)
Steals	4	Radford (2/3/18)
Turnovers	5	at Illinois (11/21/16)

BIG SOUTH HIGHS (regular season only)

Points	29	at Radford (1/3/18)
Minutes	45	at UNC Asheville (2/9/17)
FGM	10	at Radford (1/3/18)
FGA	13	at Radford (1/3/18)
3PTFGM	7	at Radford (1/3/18)
3PTFGAs	9	at Radford (1/3/18)
FTM	11	at High Point (2/10/18)
FTA	12	at High Point (2/10/18)
Rebounds	7	two times (both vs. HPU)
Assists	6	UNC Asheville (1/18/18)
Blocks	2	at UNC Asheville (2/9/17)
Steals	4	Radford (2/3/18)
Turnovers	4	at High Point (2/10/18)



CAREER HONORS

- n/a

EXTRA DRIBBLE

- Had nine points, five rebounds and two steals in the first meeting
- Coming off 16 points in the loss at Asheville
- Recorded first career double-double at Gardner-Webb with 13 points, 10 rebounds
- With the rest of the offense struggling, he picked up the slack in the first half of the Longwood game going for 12 points to help lead 32-28 at the half
- He's 24-of-45 from the floor in the last five games
- Posted career-high 21 points against Liberty (Jan. 9) as he was 6-for-7 from the floor and 8-of-9 at the foul line
- Also set career-highs in rebounds (7), assists (5), and blocks (3) vs. LU
- Averaging 11.1 points, 3.4 rebounds, and 3.0 assists during league play (shooting 56 percent from the field)
- Has scored in double-figures in 10-of-16 league games
- Averaged 3.8 points, 1.2 rebounds, 0.4 assists, 0.5 steals and was 1-for-6 from three in non-conference (11 games)
- Team is 29-7 in games he records at least one steal (11-4 this year)
- Played five minutes off the bench against Butler in the NCAA Tournament and finished with five points with a rebound and a steal

2017-18 GAME-BY-GAME

DATE	OPPONENT	MIN	FG	3FG	FT	REB	AST	T/O	BLK	STL	PTS
11/10	Southern Illinois	10	2-2	0-0	1-2	0	1	1	0	0	5
11/14	at Colorado St.	1	0-0	0-0	0-2	1	0	0	0	0	0
11/18	Central Penn	10	2-3	0-0	1-3	3	0	0	0	2	5
11/21	Mars Hill	6	2-4	1-2	0-0	1	0	0	2	0	5
11/24	at Auburn	9	3-3	0-0	2-3	0	1	1	0	0	8
11/26	S.C. State	3	0-1	0-1	0-0	0	0	1	0	1	0
11/29	at Furman	5	0-0	0-0	0-0	0	0	1	0	1	0
12/2	Reinhardt	14	4-7	0-2	1-2	5	1	1	0	1	9
12/5	at Georgia	7	2-2	0-0	2-2	0	0	0	1	0	6
12/16	at Alabama State	11	0-1	0-0	0-1	2	0	0	1	0	0
12/19	at VCU	11	2-5	0-1	0-0	1	1	1	0	1	4
12/30	High Point*	21	5-8	1-4	3-3	2	0	5	1	1	14
1/3	at Radford*	23	5-7	2-2	1-2	3	2	0	0	0	13
1/6	at Campbell*	25	3-6	1-3	5-7	3	4	1	0	1	12
1/9	Liberty*	30	6-7	1-1	8-9	7	5	5	3	2	21
1/12	at Charleston Sou.*	23	3-8	1-1	2-2	5	1	2	0	2	9
1/15	Gardner-Webb*	33	6-11	3-5	2-2	4	4	1	0	0	17
1/18	UNC Asheville*	20	4-5	2-3	0-0	1	4	3	0	0	10
1/21	Presbyterian College*	17	1-5	0-0	1-1	1	0	1	1	0	3
1/24	at Longwood*	26	4-9	0-3	2-3	2	2	2	0	1	10
1/27	Campbell*	27	4-4	0-0	1-2	3	2	4	0	0	9
2/1	at Liberty*	33	2-6	0-2	2-2	3	5	3	1	3	6
2/3	Radford*	32	3-8	0-4	0-0	4	5	4	0	2	6
2/7	Presbyterian College*	27	7-9	3-4	0-0	1	1	4	0	2	17
2/10	at High Point*	32	4-9	0-0	0-1	8	7	4	0	1	8
2/15	at Gardner-Webb*	30	3-7	1-3	6-7	10	3	3	1	0	13
2/18	Longwood*	30	5-11	2-5	2-2	3	2	5	0	2	14
2/22	at UNC Asheville	36	5-9	0-1	6-8	2	0	3	0	0	16
2/24	Charleston Sou.*										

CAREER STATS

			Total		3-Point		F-Throws		Rebounds										Scoring	
Season	gp-gs	min/avg	fg-fga	pct	fg-fga	pct	ft-fa	pct	off	def	tot	avg	pf	fo	ast	to	blk	stl	pts	avg
2015-16	30-0	209/7.0	33-57	.579	2-10	.200	20-24	.833	11	26	37	1.2	32	0	9	17	6	13	88	2.9
2016-17	31-1	256/8.3	32-67	.478	5-20	.250	27-36	.750	8	36	44	1.4	45	0	18	26	6	23	96	3.1
2017-18	28-16	552/19.7	87-157	.554	18-47	.383	48-66	.727	14	61	75	2.7	61	1	51	56	11	23	240	8.6
TOTAL	89-17	1017/11.4	152-281	.541	25-77	.325	95-126	.754	33	123	156	1.8	138	1	78	99	23	59	424	4.8

CAREER HIGHS

Points	21	Liberty (1/9/18)
Minutes	33	two times
FGM	7	Gardner-Webb (1/15/18)
FGA	11	Gardner-Webb (1/15/18)
3PTFGM	3	Gardner-Webb (1/15/18)
3PTFGAs	5	Gardner-Webb (1/15/18)
FTM	8	Liberty (1/9/18)
FTA	9	Liberty (1/9/18)
Rebounds	10	at Gardner-Webb (2/15/18)
Assists	7	at High Point (2/10/18)
Blocks	3	Liberty (1/9/18)
Steals	6	Greensboro College (12/6/16)
Turnovers	5	four times

BIG SOUTH HIGHS (regular season only)

Points	21	Liberty (1/9/18)
Minutes	33	two times
FGM	7	two times
FGA	11	two times
3PTFGM	3	two times
3PTFGAs	5	Gardner-Webb (1/15/18)
FTM	8	Liberty (1/9/18)
FTA	9	Liberty (1/9/18)
Rebounds	10	at Gardner-Webb (2/15/18)
Assists	7	at High Point (2/10/18)
Blocks	3	Liberty (1/9/18)
Steals	4	Gardner-Webb (2/11/17)
Turnovers	5	four times



JERMAINE UKAEGBU

CAREER HONORS

- n/a

- Suffered injury after five minutes of playing time at High Point (had one rebound, two blocks in that span)
- Tied career-high three blocks against PC and had two rebounds in nine minutes off the bench
- Solid game off the bench with seven points, eight rebounds and three blocks in 17 minutes against Asheville
- Since the Asheville game when he grabbed eight rebounds he has hauled in just 10 in the last six games
- Came off the bench for eight rebounds at VCU
- Off the bench at Alabama State he finished with 10 points, 9 rebounds
- Scored in double-figures for first time in career as he put up 12 against Auburn in 21 minutes
- In 12 minutes of action vs. Central Penn finishing with two points, four rebounds and tying a career-high two assists
- Made first start at Colorado State, but was in foul trouble finishing with no points, two rebounds and a block
- Came off the bench for 9 points, 8 rebounds in the opener
- Transfer from Indian Hills C.C. where he appeared in 31 games last season
- Averaged 3.3 points, 4.5 rebounds while shooting 62 percent from the floor
- Started career at Sacred Heart and averaged 1.6 points and 1.6 rebounds in 20 games (three starts)
- Played Montrose Christian where he averaged 12.7 points, 7.4

[illegible]

SEASON	gp-gs	min/avg.	Total		3-Point		F-Throws		Rebounds				Scoring								
			fg-fga	pct.	fg-fga	pct.	ft-fa	pct.	off	def	tol	avg.	pf	fo	ast	to	blk	stl	pts	avg.	
2015-16	20-3	140-7.0	14-26	.538	0-1	.000	4-11	.364	13	19	32	1.6	23	1	5	6	6	5	32	1.6	
2017-18	25-8	307/12.3	25-39	.641	0-0	.000	17-37	.487	32	62	94	3.8	63	1	12	20	16	5	69	2.8	
Total	45-12	447/9.9	39-65	.600	0-1	.000	21-48	.438	45	81	126	2.8	86	2	15	26	22	10	101	2.2	

Points	12	at Auburn (11/24/17)
Minutes	21	two times
FGM	4	two times
FGA	6	at Alabama State (12/16/17)
3PTFGM	n/a	
3PTFGAs	1	at St. Francis Brooklyn (1/16/18)
FTM	4	at Auburn (11/24/17)
FTA	7	UNC Asheville (1/18/18)
Rebounds	9	two times
Assists	2	three times
Blocks	3	two times
Steals	2	Quinnipiac (11/13/15)
Turnovers	3	at UMASS Lowell (11/18/15)

Points	7	UNC Asheville (1/18/18)
Minutes	17	UNC Asheville (1/18/18)
FGM	2	two times
FGA	3	UNC Asheville (1/18/18)
3PTFGM	n/a	
3PTFGAs	n/a	
FTM	3	UNC Asheville (1/18/18)
FTA	7	UNC Asheville (1/18/18)
Rebounds	8	UNC Asheville (1/18/18)
Assists	1	two times
Blocks	3	two times
Steals	1	two times
Turnovers	2	two times



21

KYLE ZUNIC

Guard / 6-2 / 177 / Fr.
Wollongong, Australian)
(Lake Ginninderra)

CAREER HONORS

- Big South Freshman of the Week (11-20-17)

EXTRA DRIBBLE

- Just as it seemed he was starting to find his form returning from an ankle injury he missed the Campbell game after an emergency appendectomy Jan. 26
- Seen limited action since return (37 minutes) and is 4-for-11
- Didn't start for the first time this season at Alabama State, but played 26 minutes and had nine points
- Scored 15 points in 20 minutes against Reinhardt as he was 6-for-11 for his 4th career double-figure game
- Was in foul trouble in game at Furman, but made solid contributions with nine points, two assists in 16 minutes
- Had 10 points with 4 assists in loss at Auburn
- Posted first career double-figure game with 11 points at Colorado State
- Hit all four three-pointers vs. Central Penn in the first half (Three in the first 3 minutes, 15 seconds
- Key member of the U17 Australian National Team that finished 7th at the 2016 FIBA World Championships
- Participant at the 2016 Australia Prospect Camp
- Played a key role in the New South Wales run to win the Australian U18 Championships
- Competed on the U19 Australian National Team that represented he country in the FIBA Oceania qualifiers

2017-18 GAME-BY-GAME

DATE	OPPONENT	MIN	FG	3FG	FT	REB	AST	T/O	BLK	STL	PTS
11/10	Southern Illinois	25	2-7	0-2	2-2	1	1	2	0	0	6
11/14	at Colorado St.	32	4-10	2-7	1-2	4	2	3	0	1	11
11/18	Central Penn	21	5-8	4-7	3-4	1	4	2	0	1	17
11/21	Mars Hill	19	2-6	2-6	0-0	2	3	2	0	2	6
11/24	at Auburn	21	3-8	3-5	1-2	1	4	2	1	0	10
11/26	S.C. State	20	1-4	0-2	2-2	4	1	3	0	2	4
11/29	at Furman	16	3-5	1-2	2-2	1	2	1	0	0	9
12/2	Reinhardt	20	6-11	3-6	0-0	4	1	3	0	0	15
12/5	at Georgia	30	4-9	0-2	0-0	1	3	1	0	0	8
12/16	at Alabama State	26	3-7	2-5	1-3	0	1	2	0	0	9
12/19	at VCU	13	0-2	0-0	0-0	1	0	1	0	0	0
12/30	High Point*	--DID NOT PLAY--									
1/3	at Radford*	13	0-2	0-1	0-0	1	0	0	0	1	0
1/6	at Campbell*	22	1-3	0-2	0-0	0	1	1	0	1	2
1/9	Liberty*	25	1-3	1-2	0-0	2	0	2	0	0	3
1/12	at Charleston Sou.*	19	1-5	1-4	2-2	2	3	1	0	1	5
1/15	Gardner-Webb*	10	0-2	0-2	0-0	1	0	2	0	1	0
1/18	UNC Asheville*	21	3-8	2-6	4-4	3	0	0	0	0	12
1/21	Presbyterian College*	13	1-4	0-2	2-2	0	1	0	0	0	4
1/24	at Longwood*	23	5-6	3-4	1-2	1	2	1	0	3	14
1/27	Campbell*	--DID NOT PLAY--									
2/1	at Liberty*	--DID NOT PLAY--									
2/3	Radford*	--DID NOT PLAY--									
2/7	Presbyterian College*	--DID NOT PLAY--									
2/10	at High Point*	2	0-0	0-0	0-0	0	0	1	0	0	0
2/15	at Gardner-Webb*	9	0-2	0-1	0-1	0	0	0	0	0	0
2/18	Longwood*	12	1-2	1-1	0-0	1	0	1	0	1	3
2/22	at UNC Asheville	14	3-7	1-3	0-1	0	1	0	1	0	7
2/24	Charleston Sou.*										

CAREER STATS

			Total		3-Point		F-Throws		Rebounds										Scoring	
Season	gp-gs	min/avg	fg-fga	pct	fg-fga	pct	ft-fta	pct	off	def	tot	avg	pf	fo	ast	to	blk	stl	pts	avg
2017-18	23-9	426/18.5	49-121	.405	26-72	.361	21-28	.750	3	28	31	1.3	28	0	32	34	2	15	145	6.3
TOTAL	23-9	426/18.5	49-121	.405	26-72	.361	21-28	.750	3	28	31	1.3	28	0	32	34	2	15	145	6.3

CAREER HIGHS

Points	17	Central Penn (11/18/17)
Minutes	32	at Colorado State (11/14/17)
FGM	6	Reinhardt (12/2/17)
FGA	11	Reinhardt (12/2/17)
3PTFGM	4	Central Penn (11/18/17)
3PTFGAs	7	two times
FTM	3	Central Penn (11/18/17)
FTA	4	Central Penn (11/18/17)
Rebounds	4	three times
Assists	4	two times
Blocks	1	at Auburn (11/24/17)
Steals	3	at Longwood (1/24/18)
Turnovers	3	three times

BIG SOUTH HIGHS (regular season only)

Points	14	at Longwood (1/24/18)
Minutes	25	at Liberty (1/9/18)
FGM	5	at Longwood (1/24/18)
FGA	8	UNC Asheville (1/18/18)
3PTFGM	3	at Longwood (1/24/18)
3PTFGAs	6	UNC Asheville (1/18/18)
FTM	4	UNC Asheville (1/18/18)
FTA	4	UNC Asheville (1/18/18)
Rebounds	3	UNC Asheville (1/18/18)
Assists	3	at Charleston Southern (1/12/18)
Blocks	n/a	
Steals	3	at Longwood (1/24/18)
Turnovers	3	UNC Asheville (1/18/18)



22

AUSTIN AWAD

Forward / 6-6 / 200 / Jr.
Melbourne, FL
(Eastern Florida State College)

CAREER HONORS

- n/a

EXTRA DRIBBLE

- First eight games he was 21-for-41 behind the arc, but just 13-for-70 since
- Had double-digit minutes in 11 of the first 12 games but just three games with 10 or more minutes in last 12
- Put in a solid 17 minutes against Longwood (5 points, 3 rebounds)
- Made first career start at Alabama State but finished with a season-low nine minutes and ended up with no points as he was in foul trouble from the start
- Posted a career-high 16 points behind a career-best five triples in the win over South Carolina State
- Came off the bench for 11 points at Auburn as he was 3-for-6 from three
- After not playing in the season opener he came off the bench and hit some key shots en route to a career-high 12 points on 4-for-6 shooting behind the arc at Colorado State
- Transfer from Eastern Florida State College where he averaged 7.4 points, 5.2 rebounds last season
- Shot 41 percent from the floor, 38 percent behind the arc and 69 percent at the foul line
- Posted 20 or more points in three straight games toward the end of the season with a career-best 25 in the win over Indian River State
- Helped lead his Melbourne H.S. team to the Final Four of the state playoffs

CAREER STATS

			Total		3-Point		F-Throws		Rebounds										Scoring	
Season	gp-gs	min/avg	fg-fga	pct	fg-fga	pct	ft-fta	pct	off	def	tot	avg	pf	fo	ast	to	blk	stl	pts	avg
2017-18	27-1	290/10.7	41-114	.360	34-101	.337	8-10	.800	16	41	57	2.1	31	0	5	11	1	4	124	4.6
TOTAL	27-1	290/10.7	41-114	.360	34-101	.337	8-10	.800	16	41	57	2.1	31	0	5	11	1	4	124	4.6

CAREER HIGHS

Points	16	South Carolina State (11/26/17)
Minutes	19	South Carolina State (11/26/17)
FGM	5	South Carolina State (11/26/17)
FGA	9	South Carolina State (11/26/17)
3PTFGM	5	South Carolina State (11/26/17)
3PTFGAs	9	South Carolina State (11/26/17)
FTM	2	two times
FTA	2	four times
Rebounds	5	Reinhardt (12/2/17)
Assists	1	three times
Blocks	n/a	
Steals	1	four times
Turnovers	2	South Carolina State (11/26/17)

2017-18 GAME-BY-GAME

DATE	OPPONENT	MIN	FG	3FG	FT	REB	AST	T/O	BLK	STL	PTS
11/10	Southern Illinois	--DID NOT PLAY--									
11/14	at Colorado St.	16	4-6	4-6	0-0	3	0	0	0	0	12
11/18	Central Penn	10	2-6	2-4	0-0	0	0	0	0	0	6
11/21	Mars Hill	12	3-6	3-5	2-2	2	0	0	0	1	11
11/24	at Auburn	18	4-8	3-6	0-0	1	0	1	0	0	11
11/26	S.C. State	19	5-9	5-9	1-2	4	0	2	0	0	16
11/29	at Furman	11	2-6	2-6	0-0	3	0	0	0	0	6
12/2	Reinhardt	18	4-6	2-4	2-2	5	1	0	0	0	12
12/5	at Georgia	21	1-6	1-5	0-0	5	0	0	0	0	3
12/16	at Alabama State	9	0-1	0-0	0-0	1	1	0	0	0	0
12/19	at VCU	11	0-4	0-4	0-0	2	0	0	0	1	0
12/30	High Point*	10	0-3	0-3	0-0	2	0	3	0	0	0
1/3	at Radford*	12	1-5	1-5	0-0	3	0	1	0	0	3
1/6	at Campbell*	8	2-7	0-5	0-0	1	0	0	0	0	4
1/9	Liberty*	4	0-2	0-2	0-0	0	0	1	1	0	0
1/12	at Charleston Sou.*	14	3-5	3-5	0-0	5	1	0	0	0	9
1/15	Gardner-Webb*	9	2-4	2-4	0-0	1	0	0	0	0	6
1/18	UNC Asheville*	8	1-5	1-5	0-0	3	0	0	0	0	3
1/21	Presbyterian College*	16	3-7	2-6	0-0	2	1	0	0	0	8
1/24	at Longwood*	5	0-1	0-1	0-0	1	0	0	0	0	0
1/27	Campbell*	8	0-1	0-1	0-0	2	0	0	0	0	0
2/1	at Liberty*	7	0-3	0-3	1-2	2	0	0	0	1	1
2/3	Radford*	7	1-2	1-2	0-0	0	0	1	0	0	3
2/7	Presbyterian College*	3	0-1	0-1	0-0	2	0	1	0	0	0
2/10	at High Point*	9	0-2	0-2	2-2	2	0	1	0	0	2
2/15	at Gardner-Webb*	5	1-2	1-2	0-0	1	0	0	0	0	3
2/18	Longwood*	17	2-5	1-4	0-0	3	1	0	0	0	5
2/22	at UNC Asheville	3	0-1	0-1	0-0	1	0	0	0	0	0
2/24	Charleston Sou.*										

BIG SOUTH HIGHS (regular season only)

Points	9	at Charleston Southern (1/12/18)
Minutes	16	at Presbyterian College (1/21/18)
FGM	3	two times
FGA	7	two times
3PTFGM	3	at Charleston Southern (1/12/18)
3PTFGAs	6	at Presbyterian College (1/21/18)
FTM	2	at High Point (2/10/18)
FTA	2	at High Point (2/10/18)
Rebounds	5	at Charleston Southern (1/12/18)
Assists	1	three times
Blocks	n/a	
Steals	1	at Liberty (2/1/18)
Turnovers	3	High Point (12/30/17)



CAREER HONORS

- n/a

EXTRA DRIBBLE

- In first meeting with Bucs he had six points, 13 rebounds in 33 minutes
- Has double-figures in four straight games and is 20-for-31 from the floor in that stretch
- Posted his fourth double-double of the year at High Point with 13 points, 11 rebounds
- Has a blocked shot in 21-of-27 games this season (7 games with multiple)
- Recorded third double-double of the season with 14 points, 13 rebounds at Alabama State
- Eagles have won all five games in which he's recorded a double-double
- Ranks 4th in the Big South with 7.3 rpg, 4th in the league in offensive rebounding (2.2) and 6th in blocked shots (1.1)
- His 13 rebounds at Charleston Southern were a career-best in Big South games
- Recorded career-highs in points (21) and rebounds (15) in win over South Carolina State for his first career double-double
- Posted a double-double in consecutive games as he had 17 points, 13 rebounds in win at Furman (5th career start)
- He is the first player (not named Xavier Cooks) to pull down 15 or more rebounds in a game since Charles Corbin had 15 on 2-15-11 at High Point
- The 15 rebounds were what he combined for in the previous two games
- Made 15 consecutive free throws in 2016-17 and shooting 79 percent at the line in his career

2017-18 GAME-BY-GAME

[illegible]

CAREER STATS


			Total		3-Point		F-Throws		Rebounds										Scoring	
Season	gp-gs	min/avg	fg-fga	pct	fg-fga	pct	ft-fita	pct	off	def	tot	avg	pf	fo	ast	to	blk	sti	pts	avg
2016-17	32-1	276/8.6	26-59	.441	5-20	.250	21-27	.778	23	46	69	2.2	29	0	7	19	17	10	78	2.4
2017-18	28-24	726/25.9	113-186	.608	3-17	.176	56-72	.778	61	144	205	7.3	60	2	25	45	31	20	285	10.2
TOTAL	60-25	1002/16.7	139-245	.567	8-37	.216	77-99	.778	84	190	274	4.6	89	2	32	64	48	30	363	6.1

CAREER HIGHS

Points	21	South Carolina State (11/26/17)
Minutes	34	at Liberty (2/1/18)
FGM	10	South Carolina State (11/26/17)
FGA	15	South Carolina State (11/26/17)
3PTFGM	2	Greensboro College (12/6/16)
3PTFGAs	4	Longwood (1/7/17)
FTM	9	at Gardner-Webb (2/15/18)
FTA	11	at Gardner-Webb (2/15/18)
Rebounds	15	South Carolina State (11/26/17)
Assists	3	two times
Blocks	3	two times
Steals	3	two times
Turnovers	5	at Furman (11/29/17)

BIG SOUTH HIGHS (regular season only)

Points	19	at Gardner-Webb (2/15/18)
Minutes	34	at Liberty (2/1/18)
FGM	7	at Presbyterian College (1/21/18)
FGA	9	Campbell (1/27/18)
3PTFGM	1	five times
3PTFGAs	4	Longwood (1/7/17)
FTM	9	at Gardner-Webb (2/15/18)
FTA	11	at Gardner-Webb (2/15/18)
Rebounds	13	Longwood (2/18/18)
Assists	3	at Gardner-Webb (2/15/18)
Blocks	3	two times
Steals	3	at UNC Asheville (2/18/18)
Turnovers	3	two times



30

RAIVIS SCERBINSKIS

Forward / 6-8 / 215 / R-Fr.
Riga, Latvia
(Riga Secondary School No. 64)

CAREER HONORS

- n/a

EXTRA DRIBBLE

- Redshirted in 2016-17
- Played for Jugla of the LBL4
- Averaged 9.2 points, 4.4 rebounds, 3.5 assists and 2.1 steals per game in 2015-16
- Shot 48 percent from the floor and 87 percent from the foul line

2017-18 GAME-BY-GAME

DATE	OPPONENT	MIN	FG	3FG	FT	REB	AST	T/O	BLK	STL	PTS
11/10	Southern Illinois					--DID NOT PLAY--					
11/14	at Colorado St.					--DID NOT PLAY--					
11/18	Central Penn					--DID NOT PLAY--					
11/21	Mars Hill					--DID NOT PLAY--					
11/24	at Auburn					--DID NOT PLAY--					
11/26	S.C. State					--DID NOT PLAY--					
11/29	at Furman					--DID NOT PLAY--					
12/2	Reinhardt	3	0-2	0-2	0-0	0	0	0	0	0	0
12/5	at Georgia					--DID NOT PLAY--					
12/16	at Alabama State					--DID NOT PLAY--					
12/19	at VCU					--DID NOT PLAY--					
12/30	High Point*					--DID NOT PLAY--					
1/3	at Radford*					--DID NOT PLAY--					
1/6	at Campbell*					--DID NOT PLAY--					
1/9	Liberty*					--DID NOT PLAY--					
1/12	at Charleston Sou.*					--DID NOT PLAY--					
1/15	Gardner-Webb*	1	0-0	0-0	0-0	0	1	0	0	0	0
1/18	UNC Asheville*	2	0-2	0-1	0-0	0	0	0	0	0	0
1/21	Presbyterian College*					--DID NOT PLAY--					
1/24	at Longwood*	2	1-3	1-3	0-0	0	0	0	0	0	0
1/27	Campbell*					--DID NOT PLAY--					
2/1	at Liberty*	1	0-0	0-0	0-0	0	0	0	0	0	0
2/3	Radford*	1	0-0	0-0	0-0	1	0	0	0	0	0
2/7	Presbyterian College*					--DID NOT PLAY--					
2/10	at High Point*	1	0-0	0-0	0-0	0	0	1	0	0	0
2/15	at Gardner-Webb*	10	0-3	0-3	0-0	2	0	0	0	1	0
2/18	Longwood*	1	0-1	0-1	0-0	0	0	0	0	0	0
2/22	at UNC Asheville					--DID NOT PLAY--					
2/24	Charleston Sou.*										

CAREER STATS

			Total		3-Point		F-Throws		Rebounds										Scoring	
Season	gp-gs	min/avg	fg-fga	pct	fg-fga	pct	ft-fta	pct	off	def	tot	avg	pf	fo	ast	to	blk	stl	pts	avg
2017-18	9-0	22/2.4	1-11	.091	1-10	.100	0-0	.000	2	1	3	0.3	3	0	0	1	0	1	3	0.3
TOTAL	9-0	22/2.4	1-11	.091	1-10	.100	0-0	.000	2	1	3	0.3	3	0	0	1	0	1	3	0.3

CAREER HIGHS

Points	3	at Longwood (1/24/18)
Minutes	10	at Gardner-Webb (2/15/18)
FGM	1	at Longwood (1/24/18)
FGA	3	two times
3PTFGM	1	at Longwood (1/24/18)
3PTFGAs	3	two times
FTM	n/a	
FTA	n/a	
Rebounds	n/a	
Assists	1	Gardner-Webb (1/15/18)
Blocks	n/a	
Steals	1	at Gardner-Webb (2/15/18)
Turnovers	1	at High Point (2/10/18)

BIG SOUTH HIGHS (regular season only)

Points	3	at Longwood (1/24/18)
Minutes	10	at Gardner-Webb (2/15/18)
FGM	1	at Longwood (1/24/18)
FGA	3	two times
3PTFGM	1	at Longwood (1/24/18)
3PTFGAs	3	two times
FTM	n/a	
FTA	n/a	
Rebounds	n/a	
Assists	1	Gardner-Webb (1/15/18)
Blocks	n/a	
Steals	1	at Gardner-Webb (2/15/18)
Turnovers	1	at High Point (2/10/18)



32

FREDDY POOLE

Forward / 6-7 / 240 / Sr.
Columbia, SC
(Dutch Fork H.S.)

CAREER HONORS

- n/a

EXTRA DRIBBLE

- Knocked down a three to be part of the record-breaking group that connected on 19 three-pointers vs. Central Penn (just 2nd three of career)
- The last three games that he's played in he's hit a three-pointer
- Recorded a career-high three assists in four minutes off the bench vs. Greensboro College (Dec. 6, 2016)
- Dished out a career-high three assists against Greensboro College as well
- Played four minutes off the bench vs. Charleston Southern on Jan. 27, 2016 as he drained the team's 17th three-pointer of the game (which tied school record)
- Scored career-high seven points in three minutes against Mars Hill (Dec. 9, 2014)
- Earned a spot on the team as a walk-on

2017-18 GAME-BY-GAME

DATE	OPPONENT	MIN	FG	3FG	FT	REB	AST	T/O	BLK	STL	PTS
11/10	Southern Illinois										--DID NOT PLAY--
11/14	at Colorado St.										--DID NOT PLAY--
11/18	Central Penn	5	1-1	1-2	0-0	0	0	1	0	0	3
11/21	Mars Hill	6	1-1	1-1	1-2	3	0	0	0	0	4
11/24	at Auburn										--DID NOT PLAY--
11/26	S.C. State	3	1-1	0-0	0-0	0	0	1	0	0	2
11/29	at Furman	1	0-0	0-0	0-0	0	0	0	0	0	0
12/2	Reinhardt	4	0-2	0-1	0-0	0	0	0	0	0	0
12/5	at Georgia										--DID NOT PLAY--
12/16	at Alabama State										--DID NOT PLAY--
12/19	at VCU										--DID NOT PLAY--
12/30	High Point*										--DID NOT PLAY--
1/3	at Radford*										--DID NOT PLAY--
1/6	at Campbell*										--DID NOT PLAY--
1/9	Liberty*										--DID NOT PLAY--
1/12	at Charleston Sou.*										--DID NOT PLAY--
1/15	Gardner-Webb*										--DID NOT PLAY--
1/18	UNC Asheville*										--DID NOT PLAY--
1/21	Presbyterian College*										--DID NOT PLAY--
1/24	at Longwood*										--DID NOT PLAY--
1/27	Campbell*										--DID NOT PLAY--
2/1	at Liberty*	1	0-0	0-0	0-0	0	0	0	0	0	0
2/3	Radford*										--DID NOT PLAY--
2/7	Presbyterian College*	1	0-0	0-0	0-0	0	0	0	0	0	0
2/10	at High Point*	0+	0-0	0-0	0-0	0	0	0	0	0	0
2/15	at Gardner-Webb*	1	0-0	0-0	0-0	0	0	0	0	0	0
2/18	Longwood*										--DID NOT PLAY--
2/22	at UNC Asheville										--DID NOT PLAY--
2/24	Charleston Sou.*										

CAREER STATS

			Total		3-Point		F-Throws		Rebounds										Scoring	
Season	gp-gs	min/avg	fg-fga	pct	fg-fga	pct	ft-fa	pct	off	def	tot	avg	pf	fo	ast	to	blk	stl	pts	avg
2014-15	8-0	14/1.8	1-1	1.000	0-0	.000	0-0	.000	1	5	6	0.8	2	0	0	3	0	1	2	0.3
2015-16	12-0	34/2.8	1-4	.250	0-1	.000	1-5	.200	0	5	5	0.4	5	0	0	1	0	3	3	0.3
2016-17	11-0	27/2.5	4-12	.333	1-6	.167	2-2	1.000	2	1	3	0.3	7	0	0	3	0	1	11	1.0
2017-18	10-0	23/2.3	3-5	.600	2-3	.667	1-2	.500	1	2	3	0.3	2	0	1	2	0	0	9	0.9
TOTAL	41-0	98/2.4	9-22	.409	3-10	.300	4-9	.444	4	13	17	0.4	16	0	1	9	0	5	25	0.6

CAREER HIGHS

Points	4	two times
Minutes	7	at Coastal Carolina (1/2/16)
FGM	2	Greensboro College (12/6/16)
FGA	3	Greensboro College (12/6/16)
3PTFGM	1	three times
3PTFGAs	2	two times
FTM	1	at Manhattan College (11/15/16)
FTA	3	at Coastal Carolina (1/2/16)
Rebounds	3	two times
Assists	n/a	
Blocks	n/a	
Steals	1	five times
Turnovers	1	seven times

BIG SOUTH HIGHS (regular season only)

Points	3	at Presbyterian College (2/25/17)
Minutes	7	at Coastal Carolina (1/2/16)
FGM	1	four times
FGA	2	three times
3PTFGM	1	at Presbyterian College (2/25/17)
3PTFGAs	2	two times
FTM	n/a	
FTA	3	at Coastal Carolina (1/2/16)
Rebounds	3	at Coastal Carolina (1/2/16)
Assists	n/a	
Blocks	n/a	
Steals	1	at Presbyterian College (2/25/17)
Turnovers	1	four times



CAREER HONORS

- n/a

EXTRA DRIBBLE

- Saw first collegiate action against Central Penn as he had three assists and two rebounds in five minutes
- Scored on a drive in the final minute at Liberty for his 2nd career field goal
- Earned a spot on the team as a walk-on after spending the last three years as a student manager
- Participated in basketball and track & field in high school

2017-18 GAME-BY-GAME

DATE	OPPONENT	MIN	FG	3FG	FT	REB	AST	T/O	BLK	STL	PTS
11/10	Southern Illinois										--DID NOT PLAY--
11/14	at Colorado St.										--DID NOT PLAY--
11/18	Central Penn	5	0-0	0-0	0-0	2	3	1	0	0	0
11/21	Mars Hill	6	0-1	0-0	0-0	0	0	3	0	0	0
11/24	at Auburn										--DID NOT PLAY--
11/26	S.C. State	3	0-0	0-0	0-0	0	0	0	0	0	0
11/29	at Furman	1	0-0	0-0	0-0	0	0	1	0	0	0
12/2	Reinhardt	4	1-2	0-0	0-0	0	0	2	0	0	2
12/5	at Georgia										--DID NOT PLAY--
12/16	at Alabama State										--DID NOT PLAY--
12/19	at VCU										--DID NOT PLAY--
12/30	High Point*	0+	0-0	0-0	0-0	0	0	1	0	0	0
1/3	at Radford*										--DID NOT PLAY--
1/6	at Campbell*										--DID NOT PLAY--
1/9	Liberty*										--DID NOT PLAY--
1/12	at Charleston Sou.*										--DID NOT PLAY--
1/15	Gardner-Webb*	1	0-0	0-0	0-0	0	1	0	0	0	0
1/18	UNC Asheville*	2	0-0	0-0	2-2	1	0	0	0	0	0
1/21	Presbyterian College*										--DID NOT PLAY--
1/24	at Longwood*	2	0-0	0-0	0-0	1	0	0	0	0	0
1/27	Campbell*										--DID NOT PLAY--
2/1	at Liberty*	1	1-1	0-0	0-0	0	0	0	0	0	2
2/3	Radford*	1	0-0	0-0	0-0	0	0	0	0	0	0
2/7	Presbyterian College*	1	0-0	0-0	0-0	1	0	0	0	0	0
2/10	at High Point*	0+	0-0	0-0	0-0	0	0	0	0	0	0
2/15	at Gardner-Webb*	1	0-0	0-0	0-0	0	1	0	0	0	0
2/18	Longwood*	1	0-0	0-0	2-2	0	0	0	0	0	2
2/22	at UNC Asheville										--DID NOT PLAY--
2/24	Charleston Sou.*										

CAREER STATS

			Total		3-Point		F-Throws		Rebounds										Scoring	
Season	gp-gs	min/avg	fg-fga	pct	fg-fga	pct	ft-fa	pct	off	def	tot	avg	pf	fo	ast	to	blk	stl	pts	avg
2017-18	15-0	29/1.9	2-4	.500	0-0	.000	4-4	1.000	1	4	5	0.3	4	0	5	8	0	1	8	0.5
TOTAL	15-0	29/1.9	2-4	.500	0-0	.000	4-4	1.000	1	4	5	0.3	4	0	5	8	0	1	8	0.5

CAREER HIGHS

Points	2	Reinhardt (12-2-17)
Minutes	6	Mars Hill (11/21/17)
FGM	1	Reinhardt (12-2-17)
FGA	2	Reinhardt (12-2-17)
3PTFGM	n/a	
3PTFGAs	n/a	
FTM	2	Longwood (2/18/18)
FTA	2	Longwood (2/18/18)
Rebounds	2	Central Penn (11/18/17)
Assists	3	Central Penn (11/18/17)
Blocks	n/a	
Steals	n/a	
Turnovers	3	Mars Hill (11/21/17)

BIG SOUTH HIGHS (regular season only)

Points	2	Longwood (2/18/18)
Minutes	2	at Longwood (1/24/18)
FGM	n/a	
FGA	n/a	
3PTFGM	n/a	
3PTFGAs	n/a	
FTM	2	Longwood (2/18/18)
FTA	2	Longwood (2/18/18)
Rebounds	1	two times
Assists	1	two times
Blocks	n/a	
Steals	n/a	
Turnovers	1	High Point (12/30/17)